

**SELLOWRAP INDUSTRIES PRIVATE LIMITED**

**MUMBAI**

**ANNUAL ACCOUNTS**  
**(2021 - 2022)**

**SELLOWRAP INDUSTRIES PRIVATE LIMITED**

Registered Office

UNIT NO- 208, PLOT NO- C-5  
2<sup>ND</sup> FLOOR, ABHISHEK BLDG.,  
DALIA ESTATE , NEW LINK ROAD,  
ANDHERI ( WEST ),  
Mumbai - 400053.

**Directors**

**Mr. Saurabh Poddar**

**Mr. Sushil Kumar Poddar**

Auditors

**V B Jain & Co**  
**Chartered Accountants**

D-1603, Kanakia Sevens,  
Next to Times Square, Marol CHS Road,  
Marol, Andheri (East)  
Mumbai - 400 059.

V. B. Jain  
B. Com, FCA, LLB, DBM, DEIM, AASM

V B Jain & Co  
Chartered Accountants

D-1603, Kanakia Sevens, Next to Times Square, Marol CHS Road, Marol Andheri (East), Mumbai 400 059  
Phone: 2822 0907, Fax: 2822 6348, Email: vbjain1@gmail.com

### **INDEPENDENT AUDITOR'S REPORT**

To,

The Shareholders  
Sellowrap Industries Pvt. Ltd.  
Mumbai

#### **Report on the Financial Statements:**

##### **Opinion**


We have audited the consolidated financial statements of **M/S SELLOWRAP INDUSTRIES PRIVATE LIMITED, 208, Plot No. C-5, Abhishek Building, Dalia Estate, New Link Road, Andheri ( West ), Mumbai -400 053** ("the Company"), which comprise the consolidated balance sheet as at 31st March 2022, and the consolidated statement of profit and loss, (*statement of changes in equity*) and the consolidated cash flow statement for the year then ended, and notes to the financial statements, including a summary of significant accounting policies and other explanatory information [in which are included the returns for the year ended on that date audited by the branch auditors of the company's branches located at (location of branches)].

In our opinion and to the best of our information and according to the explanations given to us, the aforesaid financial statements give the information required by the Companies Act, 2013 in the manner so required and give a true and fair view in conformity with the accounting principles generally accepted in India, of the state of affairs of the Company as at March 31, 2022, and its profit and cash flows for the year ended on that date.

##### **Basis for Opinion**

We conducted our audit in accordance with the Standards on Auditing (SAs) specified under section 143(10) of the Companies Act, 2013. Our responsibilities under those Standards are further described in the *Auditor's Responsibilities for the Audit of the Financial Statements* section of our report. We are independent of the Company in accordance with the *Code of Ethics* issued by the Institute of Chartered Accountants of India together with the ethical requirements that are relevant to our audit of the financial statements under the provisions of the Companies Act, 2013 and the Rules there under, and we have fulfilled our other ethical responsibilities in accordance with these requirements and the Code of Ethics.

We believe that the audit evidence we have obtained is sufficient and appropriate to provide a basis for our opinion.



## **Responsibilities of Management and Those Charged with Governance for the Consolidated Financial Statements**

The Company's Board of Directors is responsible for the matters stated in section 134(5) of the Companies Act, 2013 ("the Act") with respect to the preparation of these consolidated financial statements that give a true and fair view of the financial position, financial performance, (changes in equity) and cash flows of the Company in accordance with the accounting principles generally accepted in India, including the accounting Standards specified under section 133 of the Act. This responsibility also includes maintenance of adequate accounting records in accordance with the provisions of the Act for safeguarding of the assets of the Company and for preventing and detecting frauds and other irregularities; selection and application of appropriate accounting policies; making judgments and estimates that are reasonable and prudent; and design, implementation and maintenance of adequate internal financial controls, that were operating effectively for ensuring the accuracy and completeness of the accounting records, relevant to the preparation and presentation of the consolidated financial statements that give a true and fair view and are free from material misstatement, whether due to fraud or error.

In preparing the consolidated financial statements, the Board of Directors is responsible for assessing the Company's ability to continue as a going concern, disclosing, as applicable, matters related to going concern and using the going concern basis of accounting unless the Board of Directors either intends to liquidate the Company or to cease operations, or has no realistic alternative but to do so.


Those Board of Directors are also responsible for overseeing the Company's financial reporting process.

## **Auditor's Responsibilities for the Audit of the Consolidated Financial Statements**

Our objectives are to obtain reasonable assurance about whether the consolidated financial statements as a whole are free from material misstatement, whether due to fraud or error, and to issue an auditor's report that includes our opinion. Reasonable assurance is a high level of assurance, but is not a guarantee that an audit conducted in accordance with SAs will always detect a material misstatement when it exists. Misstatements can arise from fraud or error and are considered material if, individually or in the aggregate, they could reasonably be expected to influence the economic decisions of users taken on the basis of these consolidated financial statements.

As part of an audit in accordance with SAs, we exercise professional judgment and maintain professional skepticism throughout the audit. We also:

- Identify and assess the risks of material misstatement of the financial statements, whether due to fraud or error, design and perform audit procedures responsive to those risks, and obtain audit evidence that is sufficient and appropriate to provide a basis for our opinion. The risk of not detecting a material misstatement resulting from fraud is higher than for one resulting from error, as fraud may involve collusion, forgery, intentional omissions, misrepresentations, or the override of internal control.
- Obtain an understanding of internal control relevant to the audit in order to design audit procedures that are appropriate in the circumstances. Under section 143(3)(i) of the Companies Act, 2013, we are also responsible for expressing our opinion on whether the company has adequate internal financial controls system in place and the operating effectiveness of such controls.
- Evaluate the appropriateness of accounting policies used and the reasonableness of accounting estimates and related disclosures made by management.



- Conclude on the appropriateness of management's use of the going concern basis of accounting and, based on the audit evidence obtained, whether a material uncertainty exists related to events or conditions that may cast significant doubt on the Company's ability to continue as a going concern. If we conclude that a material uncertainty exists, we are required to draw attention in our auditor's report to the related disclosures in the consolidated financial statements or, if such disclosures are inadequate, to modify our opinion. Our conclusions are based on the audit evidence obtained up to the date of our auditor's report. However, future events or conditions may cause the Company to cease to continue as a going concern.
- Evaluate the overall presentation, structure and content of the consolidated financial statements, including the disclosures, and whether the consolidated financial statements represent the underlying transactions and events in a manner that achieves fair presentation.

We communicate with those charged with governance regarding, among other matters, the planned scope and timing of the audit and significant audit findings, including any significant deficiencies in internal control that we identify during our audit.

We also provide those charged with governance with a statement that we have complied with relevant ethical requirements regarding independence, and to communicate with them all relationships and other matters that may reasonably be thought to bear on our independence, and where applicable, related safeguards. From the matters communicated with those charged with governance, we determine those matters that were of most significance in the audit of the consolidated financial statements of the current period and are therefore the key audit matters. We describe these matters in our auditor's report unless law or regulation precludes public disclosure about the matter or when, in extremely rare circumstances, we determine that a matter should not be communicated in our report because the adverse consequences of doing so would reasonably be expected to outweigh the public interest benefits of such communication.

### **Other Matter**

- A. We did not audit the financial statements of one associate, whose financial statements reflect total assets (net) of Rs.7860.02 lakhs as at 31 March 2022, total revenues (net) of Rs.7199.38 lakhs for the year ended on that date, as considered in the consolidated financial statements. These financial statements have been audited by other auditors whose reports have been furnished to us by the management and our opinion on the consolidated financial statements, in so far as it relates to the amounts and disclosures included in respect of this associates and our reports in terms of subsections (3) and (11) of section 143 of the Act, in so far as it relates to the aforesaid associate, is based solely on the other auditors.
- B. The report on accounts of one branch audited by branch auditor as submitted by the management of the company, have been dealt with in preparing our report in the manner considered appropriate by us.

Our opinion is not modified in respect of this matter.

### **Report on Other Legal and Regulatory Requirements**

1. As required by the Companies (Auditor's Report) Order, 2016 ("the Order"), issued by the Central Government of India in terms of sub-section (11) of section 143 of the Companies Act, 2013, we give in



the Annexure a statement on the matters specified in paragraphs 3 and 4 of the Order, to the extent applicable.

2. As required by Section 143(3) of the Act, we report that:

(a) We have sought and obtained all the information and explanations which to the best of our knowledge and belief were necessary for the purposes of our audit.

(b) In our opinion, proper books of account as required by law have been kept by the Company so far as it appears from our examination of those books.

(c) *[The reports on the accounts of the branch offices of the Company audited under Section 143(8) of the Act by branch auditors have been sent to us and have been properly dealt with by us in preparing this report.]*

(d) The Balance Sheet, the Statement of Profit and Loss, (the Statement of Changes in Equity) and the Cash Flow Statement dealt with by this Report are in agreement with the books of account:

(e) In our opinion, the aforesaid consolidated financial statements comply with the Accounting Standards specified under Section 133 of the Act, read with Rule 7 of the Companies (Accounts) Rules, 2014.


(f) On the basis of the written representations received from the directors as on 31st March, 2022 taken on record by the Board of Directors, none of the directors is disqualified as on 31st March, 2022 from being appointed as a director in terms of Section 164(2) of the Act.

(g) With respect to the adequacy of the internal financial controls over financial reporting of the Company and the operating effectiveness of such controls, refer to our separate Report in "Annexure B".

(h) With respect to the other matters to be included in the Auditor's Report in accordance with Rule 11 of the Companies (Audit and Auditors) Rules, 2014, in our opinion and to the best of our information and according to the explanations given to us:

- i. *The Company does not have any pending litigations which would impact its financial position*
- ii. *The Company did not have any long-term contracts including derivative contracts for which there were any material foreseeable losses.*
- iii. There has been no delay in transferring amounts, required to be transferred, to the Investor Education and Protection Fund by the Company

Place: - Mumbai  
Date: - 18.11.2022



For **V B Jain & Co**  
Chartered Accountants  
FRN: 146007W

(**V. B. Jain**)  
Proprietor  
M. No. 34533  
UDIN: 22034533BDMUTB9463

V. B. Jain  
B. Com, FCA, LLB, DBM, DEIM, AASM

V B Jain & Co  
Chartered Accountants

D-1603, Kanakia Sevens, Next to Times Square, Marol CHS Road, Marol Andheri (East), Mumbai 400 059  
Phone: 2822 0907, Fax: 2822 6348, Email: vbjain1@gmail.com


**"ANNEXURE A" TO INDEPENDENT THE AUDITORS' REPORT**

**Referred to in Paragraph 1 under the heading "Report on Other Legal and Regulatory Requirements" of our report of even date on the accounts of Sellowrap Industries Private Limited ("the Company"), for the year ended March 31, 2022)**

- i) (a) The Company has maintained proper records showing full particulars including quantitative details and situation of its fixed assets.
- (b) According to the information and explanations given to us, physical verification of fixed assets is being conducted in a phased manner by the management under a programme designed to cover all the fixed assets over a period of three years, which, in our opinion, is reasonable having regard to the size of the Company and nature of its business and no material discrepancies were noticed on such verification to the extent verification was made during the year.
- (c) The lease deeds of immovable properties are held in the name of the company.
- ii) As explained to us physical verification of inventory has been conducted by the management under Perpetual Inventory Programme at regular intervals during the year except for stock of work in progress and finished goods in few units where these are verified at the year end with reference to the inspection reports and production reports of the Production Planning Department of such units. In regard to stocks lying with contractors/fabricators and other parties, confirmations were received in few cases only. In our opinion the frequency of verification is reasonable.
- iii) The Company has not granted any loans, secured or companies, firms, and limited liability partnership or other parties covered in the register maintained under section 189 of the Act, Therefore clauses 3 (iii), (iii) (a), (iii) (b) and (iii) (c) of the said Order are not applicable to the Company.
- iv) According to the information and explanations given to us, the Company has not accepted any deposits from public during the year within the meaning of sections 73 to 76 or any other relevant provisions of the Companies Act, 2013 and the Companies (Acceptance of Deposits) Rules 2014.
- v) Maintenance of cost record is not mandatory for the company.



- vi) (a) According to the information and explanations given to us, in our opinion, the Company is generally regular in depositing with appropriate authorities undisputed statutory dues including Provident Fund, Employees' State Insurance, Income Tax, Goods & Service Tax, Sales Tax, Service Tax, duty of Customs, duty of Excise, Value Added Tax, Cess and any other statutory dues as applicable to it.
- (b) According to the information and explanations given to us, no undisputed amounts payable in respect of Provident Fund, Employees State Insurance, Income Tax, Sales Tax, Service Tax, duty of Customs, duty of Excise, Value Added Tax, Cess and any other statutory dues were outstanding as at March 31, 2022 for a period of more than six months from the date they became payable.
- viii) According to the records of the Company examined by us and the information and explanations given to us, the Company has not defaulted in repayment of loans or borrowings to financial institutions, banks, and government or debenture holders.
- ix) The Company did not raise any money by way of initial public offer or further public offer (including debt instruments) and term loans during the year. Accordingly, paragraph 3 (ix) of the Order is not applicable.
- x) During the course of our examination of the books and records of the Company, carried out in accordance with the generally accepted auditing practices in India, and according to the information and explanations given to us, no fraud by the Company or any fraud on the Company by its officers or employees has been noticed or reported during the year.
- xi) According to the information and explanations give to us and based on our examination of the records of the Company, the Company has paid/provided for managerial remuneration in accordance with the requisite approvals mandated by the provisions of section 197 read with Schedule V to the Act.
- xii) In our opinion and according to the information and explanations given to us, the Company is not a Nidhi company. Accordingly, paragraph 3(xii) of the Order is not applicable.
- xiii) According to the records of the Company examined by us and the information and explanations given to us, the related party transactions are in compliance with section 177 and 188 of the Companies Act, 2013 and have been disclosed in the Consolidated Financial Statements
- xiv) According to the information and explanations given to us and based on our examination of the records of the Company, the Company has not entered into non-cash transactions with directors or persons connected with him. Accordingly, paragraph 3(xv) of the Order is not applicable.
- xv) According to the information and explanations give to us and based on our examination of the records of the Company, the Company has not made any preferential allotment or private placement of shares or fully or partly convertible debentures during the year.




- xvi) The Company is not required to be registered under section 45-IA of the Reserve Bank of India Act 1934
- xvii) Letter of Credit for Import of Machines (Imported against LC)  
The company had Imported machines from Toyo machinery and metal co. Ltd for which letter of credit has been issued by Hdfc Bank.

For **V B Jain & Co**  
Chartered Accountants  
FRN: - 146007W



**Place:** - Mumbai  
**Date:** - 18.11.2022



**(V. B. Jain)**  
Proprietor  
M. No. 34533  
UDIN: 22034533BDMUTB9763

**D-1603, Kanakia Sevens, Next to Times Square, Marol CHS Road, Marol Andheri (East), Mumbai 400 059**  
**Phone: 2822 0907, Fax: 2822 6348, Email: vbjain1@gmail.com**

**“ANNEXURE B” TO THE INDEPENDENT AUDITOR’S REPORT OF EVEN DATE ON  
THE CONSOLIDATED FINANCIAL STATEMENTS OF SELLOWRAP INDUSTRIES  
PRIVATE LIMITED**

**Report on the Internal Financial Controls under Clause (i) of Sub-section 3 of Section 143 of the Companies Act, 2013 ("the Act")**

We have audited the internal financial controls over financial reporting of Sellowrap Industries Private Limited as of March 31, 2022 in conjunction with our audit of the consolidated financial statements of the Company for the year ended on that date.

## Management's Responsibility for Internal Financial Controls

The Company's management is responsible for establishing and maintaining internal financial controls based on the internal control over financial reporting criteria established by the Company considering the essential components of internal control stated in the Guidance Note on Audit of Internal Financial Controls over Financial Reporting issued by the Institute of Chartered Accountants of India. These responsibilities include the design, implementation and maintenance of adequate internal financial controls that were operating effectively for ensuring the orderly and efficient conduct of its business, including adherence to company's policies, the safeguarding of its assets, the prevention and detection of frauds and errors, the accuracy and completeness of the accounting records, and the timely preparation of reliable financial information, as required under the Companies Act, 2013.

## Auditors' Responsibility

Our responsibility is to express an opinion on the Company's internal financial controls over financial reporting based on our audit. We conducted our audit in accordance with the Guidance Note on Audit of Internal Financial Controls Over Financial Reporting (the "Guidance Note") and the Standards on Auditing, issued by ICAI and deemed to be prescribed under section 143(10) of the Companies Act, 2013, to the extent applicable to an audit of internal financial controls, both applicable to an audit of Internal Financial Controls and, both issued by the Institute of Chartered Accountants of India. Those Standards and the Guidance Note require that we comply with ethical requirements and plan and perform the audit to obtain reasonable assurance about whether adequate internal financial controls over financial reporting was established and maintained and if such controls operated effectively in all material respects.

Our audit involves performing procedures to obtain audit evidence about the adequacy of the internal financial controls system over financial reporting and their operating effectiveness. Our audit of internal financial controls over financial reporting included obtaining an understanding of internal financial controls over financial reporting, assessing the risk that a material weakness exists, and testing and evaluating the design and operating effectiveness of internal control based on the assessed risk. The procedures selected depend on the auditor's judgment, including the assessment of the risks of material misstatement of the financial statements, whether due to fraud or error.



We believe that the audit evidence we have obtained is sufficient and appropriate to provide a basis for our audit opinion on the Company's internal financial controls system over financial reporting.

### **Meaning of Internal Financial Controls over Financial Reporting**

A company's internal financial control over financial reporting is a process designed to provide reasonable assurance regarding the reliability of financial reporting and the preparation of financial statements for external purposes in accordance with generally accepted accounting principles. A company's internal financial control over financial reporting includes those policies and procedures that (1) pertain to the maintenance of records that, in reasonable detail, accurately and fairly reflect the transactions and dispositions of the assets of the company; (2) provide reasonable assurance that transactions are recorded as necessary to permit preparation of financial statements in accordance with generally accepted accounting principles, and that receipts and expenditures of the company are being made only in accordance with authorizations of management and directors of the company; and (3) provide reasonable assurance regarding prevention or timely detection of unauthorized acquisition, use, or disposition of the company's assets that could have a material effect on the financial statements.

### **Inherent Limitations of Internal Financial Controls over Financial Reporting**

Because of the inherent limitations of internal financial controls over financial reporting, including the possibility of collusion or improper management override of controls, material misstatements due to error or fraud may occur and not be detected. Also, projections of any evaluation of the internal financial controls over financial reporting to future periods are subject to the risk that the internal financial control over financial reporting may become inadequate because of changes in conditions, or that the degree of compliance with the policies or procedures may deteriorate.

### **Opinion**

In our opinion, the Company has, in all material respects, an adequate internal financial controls system over financial reporting and such internal financial controls over financial reporting were operating effectively as at March 31, 2022, based on the internal control over financial reporting criteria established by the Company considering the essential components of internal control stated in the Guidance Note on Audit of Internal Financial Controls Over Financial Reporting issued by the Institute of Chartered Accountants of India.

For **V B Jain & Co**  
Chartered Accountants  
FRN: - 146007W



**(V. B. Jain)**  
Proprietor  
M. No. 34533  
UDIN: 22034533BDMUTB9743

Place: - Mumbai  
Date: - 18.11.2022



(Formerly Known As Sellowrap Manufacturing Pvt. Ltd.)  
CIN: U25202MH2004PTC145548

**CONSOLIDATED BALANCE SHEET AS AT 31.03.2022**

Particulars	Note No.	As at 31.03.2022 (Rs. In Lacs)	As at 31.03.2021 (Rs. In Lacs)
<b>I. EQUITY AND LIABILITIES:</b>			
<b>(1) Shareholders' Funds</b>			
(a) Share Capital	1	949.03	949.03
(b) Reserves and Surplus	2	2,177.03	2,278.73
(c) Share Application money pending for allotment		-	-
(d) HO branch balances		-	-
<b>(2) Non-current Liabilities</b>			
(a) Long Term Borrowing	3	1,232.46	1,100.89
(b) Other Long term liabilities	4	79.99	81.00
<b>(3) Current Liabilities</b>			
(a) Short-term Borrowings	5	1,112.15	494.42
(b) Trade Payables	6	911.40	756.39
(c) Other Current Liabilities	7	1,407.63	1,310.28
<b>Total</b>		<b>7,869.69</b>	<b>6,970.73</b>
<b>II. ASSETS</b>			
<b>(1) Non Current Assets</b>			
(a) Property Plant & Equipment & Intangible Assets	8		
i) Property Plant & Equipment		3,106.02	2,586.72
ii) Intangible Assets		19.09	29.17
(b) Non-Current Investments	9	1,436.48	1,827.78
(b) Long Term Loans and advances	10	56.69	38.02
(c) Other non-current assets		-	-
<b>(2) Current assets</b>			
(a) Inventories	11	1,296.27	744.53
(b) Trade Receivables	12	1,282.61	1,122.19
(c) Cash and Cash equivalents	13	17.62	72.86
(d) Short-term loans and advances	14	654.89	549.46
(e) Other current assets	15	-	-
<b>Notes Forming part of Financial Statements</b>	<b>1 to 27</b>		
<b>Total</b>		<b>7,869.69</b>	<b>6,970.73</b>

0.00

0.00

As per our report of even date attached.

**For V B JAIN & CO**

Chartered Accountants,  
FRN: 146007W

  
**V.B. JAIN**  
Proprietor  
M.No.034533

Place : Mumbai

Date : 18.11.2022

UDIN: 22034533BDMUTB9763

  
**Shaba Shaikh**  
Company Secretary  
M.No.A60110

Place : Mumbai

Date : 18.11.2022

  
**Sushil Kumar Poddar**  
Director  
DIN: 00149285

Place : Mumbai

Date : 18.11.2022

  
**Saurabh Poddar**  
Director  
DIN: 00032858

Place : Mumbai

Date : 18.11.2022

(Formerly Known As Sellowrap Manufacturing Pvt. Ltd.)

CIN: U25202MH2004PTC145548

## CONSOLIDATED STATEMENT OF PROFIT AND LOSS FOR THE YEAR ENDING 31st MARCH, 2022

PARTICULARS	NOTES	FOR THE YEAR	FOR THE YEAR
		ENDED 31.03.2022	ENDED 31.03.2021
		(Rs. In Lacs)	(Rs. In Lacs)
<b>I REVENUE</b>			
REVENUE FROM OPERATIONS	16	7,790.64	5,880.69
OTHER INCOME	17	76.74	46.20
<b>TOTAL REVENUE</b>		<b>7,867.38</b>	<b>5,926.89</b>
<b>II EXPENSES</b>			
COST OF MATERIAL CONSUMED	18	4,433.35	3,034.28
CHANGES IN INVENTORIS OF FINISHED GOODS	19	(104.99)	(66.53)
WORK IN PROGRESS AND STOCK IN TRADE	20	(4.67)	0.28
EMPLOYEES BENEFITS EXPENSES	21	906.51	759.91
FINANCE COSTS	22	171.67	185.93
DEPRECIATION AND AMORTISATION EXPENSES	23	383.81	355.27
OTHER EXPENSES		-	-
MANUFACTURING EXPENSES	24	963.98	728.95
OFFICE AND ADMINISTRATIVE EXPENSES	25	634.70	407.98
SELLING AND DISTRIBUTION EXPENSES	26	346.58	346.59
<b>TOTAL EXPENSES</b>		<b>7,730.95</b>	<b>5,752.65</b>
<b>PROFIT BEFORE EXTRAORDINARY ITEMS AND TAX</b>		<b>136.43</b>	<b>174.25</b>
EXTRAORDINARY ITEMS			-
Less: Loss on Surrender of GIDC Land		100.86	-
<b>PROFIT BEFORE TAX</b>		<b>35.56</b>	<b>174.25</b>
TAX EXPENSES			
CURRENT TAX		46.00	56.00
DEFERRED TAX		-	-
<b>PROFIT/(LOSS) FOR THE PERIOD FROM CONTINUING OPERATIONS</b>		<b>(10.44)</b>	<b>118.25</b>
PROVISION FOR I.T. EARLIER YEAR W/BACK		(8.06)	(2.11)
PROFIT/(LOSS) FROM DISCONTINUING OPERATIONS		-	-
TAX EXPENSES OF DISCONTINUING OPERATIONS		-	-
<b>PROFIT/(LOSS) FOR THE PERIOD FROM DISCONTINUING OPERATIONS AFTER TAX</b>		<b>(8.06)</b>	<b>(2.11)</b>
<b>PROFIT AFTER TAX BEFORE SHARE IN PROFIT / (LOSS) OF ASSOCIATE</b>		<b>(18.50)</b>	<b>116.14</b>
ADD: SHARE IN PROFIT OF ASSOCIATES FOR THE YEAR		(83.20)	(34.28)
<b>PROFIT FOR THE YEAR ATTRIBUTABLE TO SHAREHOLDERS OF THE COMPANY</b>		<b>(101.69)</b>	<b>81.85</b>
<b>EARNING PER SHARE</b>			
BASIC		(0.50)	1.47
DILUTED		(0.50)	1.47
SIGNIFICANT ACCOUNTING POLICIES AND NOTES TO ACCOUNTS	27		
<b>NOTES FORMING PART OF FINANCIAL STATEMENT 1 TO 26</b>			

As per our report of even date attached.

For V B JAIN & CO  
Chartered Accountants,  
FRN: 146007W

V.B. JAIN  
Proprietor  
M.No.034533

Place : Mumbai  
Date : 18.11.2022

*Shaba Shaikh*  
Shaba Shaikh  
Company Secretary  
M.No.A60110  
Place : Mumbai  
Date : 18.11.2022

For and on behalf of Board of Director's,

*Sushil Kumar Poddar*  
Sushil Kumar Poddar  
Director  
DIN: 00149285

Place : Mumbai  
Date : 18.11.2022

*Saurabh Poddar*  
Saurabh Poddar  
Director  
DIN: 00032858

Place : Mumbai  
Date : 18.11.2022

**SELLOWRAP INDUSTRIES PRIVATE LIMITED**  
(Formerly Known As Sellowrap Manufacturing Pvt. Ltd.)

**NOTES TO BALANCE SHEET AS ON 31.03.2022**

**NOTE NO. - 1 - SHARE CAPITAL :**

	As at 31.03.2022		As at 31.03.2021		(Rs. In Lacs)
	Number	Amount	Number	Amount	
<b>Authorised</b> Equity shares of Rs 10 each	1,60,00,000	1,600.00	1,60,00,000	1,600.00	
<b>Issued, Subscribed &amp; Fully Paid up</b> Equity shares of Rs 10 each	94,90,320	949.03	94,90,320	949.03	
	94,90,320	949.03	94,90,320	949.03	

**Note (a) : Changes in the number of equity shares**

**Particulars**

Equity Shares outstanding at the beginning of the year  
Equity Shares Issued during the year  
Equity Shares bought back during the year  
Equity Shares outstanding at the end of the year

Equity Shares as at 31st March, 2022		Equity Shares as at 31st March, 2021	
Number	Amount	Number	Amount
94,90,320	949.03	94,90,320	949.03
-	-	-	-
-	-	-	-
94,90,320	949.03	94,90,320	949.03

**Note (b) : Details of Shareholders (if more than 5%)**

**Name of Shareholders**

Sushil Kumar Poddar  
Saurabh Poddar  
Pooja Poddar  
Saurabh Marketing Private Limited

Number of shares held	As at 31.03.2022 % of Holding	Number of shares held	As at 31.03.2021 % of Holding
36,54,600	38.51	36,54,600	38.51
16,30,200	17.18	16,30,200	17.18
9,95,000	10.48	9,95,000	10.48
24,77,000	26.10	24,77,000	26.10



*[Handwritten signature and initials]*

**SELLOWRAP INDUSTRIES PRIVATE LIMITED**  
(Formerly Known As Sellowrap Manufacturing Pvt. Ltd.)

**NOTES TO BALANCE SHEET AS AT 31.03.2022**

(Rs. In Lacs)

<b>NOTE NO. - 2 - RESERVE &amp; SURPLUS:</b>		<b>As at 31.03.2022</b>	<b>As at 31.03.2021</b>
<b><u>Securities Premium A/c</u></b>			
Opening	92.00	92.00	
Additions	-	-	
Closing	92.00	92.00	
<b><u>Revaluation Reserve</u></b>			
Opening	659.04	659.04	
Less: Deduction	-	-	
Closing	659.04	659.04	
<b><u>Surplus in Statement of Profit &amp; Loss</u></b>			
Opening balance	1,527.69	1,445.83	
(+) Net profit during the year	(101.69)	81.85	
(-) Adjustment of Depreciation	-	-	
Closing Balance	1,425.99	1,527.69	
(+) Rounding up effects	0.00	0.00	
<b>TOTAL</b>	<b>2,177.03</b>	<b>2,278.73</b>	


<b>NOTE NO. - 3 - LONG TERM BORROWINGS:</b>		<b>As at 31.03.2022</b>	<b>As at 31.03.2021</b>
<b><u>Term Loans from SIDBI:</u></b>		626.22	940.89
(Secured against hypothecation of Factory Land, Plant & Machinery at Chennai Plant & Stock and Book Debts)			
<b><u>Term Loans from SIDBI:</u></b>		106.00	-
(Secured against hypothecation of Factory Land, Plant & Machinery at Chennai Plant & Stock and Book Debts)			
<b><u>Term Loans from HDFC:</u></b>		46.38	79.80
(Secured against hypothecation of Factory Land, Plant & Machinery at Chennai Plant & Stock and Book Debts)			
<b><u>Term Loans from HDFC:</u></b>		51.59	-
(Secured against hypothecation of Factory Land, Plant & Machinery at Chennai Plant & Stock and Book Debts)			
<b><u>Other Loans ( Car loans):</u></b>			
(All car loans Secured Against hypothecation of Concern Car)			
i) HDFC Bank Car Loan -Creta	2.13	8.17	
ii) HDFC Bank Car Loan-Innova	1.52	6.09	
iii) HDFC Bank Car Loan-Bolero	-	0.46	
<b><u>Other Loans ( Hsg loan):</u></b>			
Sundaram Home Finance Limited - Hsg Loan	59.22	65.48	
<b>Buyers Credit HDFC Bank</b>	339.40	-	
<b>TOTAL</b>	<b>1,232.46</b>	<b>1,100.89</b>	



NOTE NO. 4 - OTHER LONG TERM LIABILITIES:		As at 31.03.2022	As at 31.03.2021
	Provision for Earned Leave	12.34	13.46
	Provision for Gratuity	67.65	67.53
		<b>79.99</b>	<b>81.00</b>

NOTE NO. 5 - SHORT TERM BORROWINGS:		As at 31.03.2022	As at 31.03.2021
1	<b><u>CC LIMIT FROM HDFC BANK LTD:</u></b> (Secured against hypothecation of Factory Land, Plant & Machinery at Gurgaon Plant & Stock and Book Debts)	747.06	230.32
2	<b><u>Term Loans from SIDBI:</u></b> (Secured against hypothecation of Factory Land, Plant & Machinery at Chennai Plant & Stock and Book Debts)	314.67	223.11
4	<b><u>Term Loans from HDFC BANK:</u></b> (Secured against hypothecation of Factory Land, Plant & Machinery at Chennai Plant & Stock and Book Debts)	33.42	23.48
5	<b><u>Other Loans ( Car loans):</u></b> <b><u>(All car loans Secured Against hypothecation of Concern Car)</u></b>		
a)	BMW Financial Services Pvt Ltd	-	(0.04)
b)	HDFC Bank Car Loan -Creta	6.04	5.57
c)	HDFC Bank Car Loan-Innova	4.56	4.11
d)	HDFC Bank Car Loan-Bolero	0.47	2.65
6	<b><u>Other Loans ( Hsg loan):</u></b> Sundaram Home Finance Limited - Hsg Loan	5.93	5.22
	<b>TOTAL</b>	<b>1,112.15</b>	<b>494.42</b>

NOTE NO. 7 - OTHER CURRENT LIABILITIES:		As at 31.03.2022	As at 31.03.2021
	Sundry Creditor for Expenses	491.69	603.55
	Expenses Payable	275.49	239.86
	Sundry Creditor for Capital Goods	250.53	265.95
	Advance from Customer	337.23	139.99
	Provision for Earned Leave	1.46	0.62
	Provision for Gratuity	5.22	4.30
	Provision for Tax FY 2021-22	46.00	-
	Provision for Tax FY 2020-21	-	56.00
		<b>1,407.63</b>	<b>1,310.28</b>



Handwritten signatures and initials.

<b>NOTE NO. 9- NON CURRENT INVESTMENTS:</b>		<b>As at 31.03.2022</b>	<b>As at 31.03.2021</b>
	<b>(a) Investment Properties</b> GIDC Land Gujarat	-	182.31
	<b>(b) Investment in Equity Instruments</b>		
	1. SELLOWRAP EPP INDIA PVT. LTD (UNLISTED)		
	Shares	639.85	639.85
	Add: Goodwill as per AS 23	45.65	45.65
		685.50	685.50
	Add: Share in Accumulated profit/loss of associate	545.31	579.60
	Add: Share in Profit of associate for the year	(83.20)	(34.28)
	<b>Carrying Cost</b>	<b>1,147.62</b>	<b>1,230.81</b>
	2. Prystine Food And Beverages Pvt Ltd	150.00	150.00
	<b>(c) Investment in FD</b>		
	FD with HDFC Bank	138.87	264.66
		<b>1,436.48</b>	<b>1,827.78</b>


<b>NOTE NO. 10 - LONG TERM LOANS &amp; ADVANCES:</b>		<b>As at 31.03.2022</b>	<b>As at 31.03.2021</b>
	Security Deposit	56.69	38.02
		<b>56.69</b>	<b>38.02</b>

<b>NOTE NO. 11 - INVENTORIES:</b>		<b>As at 31.03.2022</b>	<b>As at 31.03.2021</b>
	Raw Material	910.51	488.43
	WIP	76.61	71.94
	Finished Goods	281.37	176.37
	Material in Transit	27.79	7.78
		<b>1,296.27</b>	<b>744.53</b>


<b>NOTE NO. 13 - CASH &amp; CASH EQUIVALENTS:</b>		<b>As at 31.03.2022</b>	<b>As at 31.03.2021</b>
	Cash in hand	17.62	17.06
	Balance with Bank in Current A/c.	-	55.80
		<b>17.62</b>	<b>72.86</b>

<b>NOTE NO. 14 - SHORT TERM LOANS &amp; ADVANCES:</b>		<b>As at 31.03.2022</b>	<b>As at 31.03.2021</b>
	Advances to Supplier	213.82	215.96
	Loans & Advances	209.24	116.33
	Accured interest	-	0.55
	Other Loans & Advancess	231.84	216.62
		<b>654.89</b>	<b>549.46</b>

<b>NOTE NO. 15 - OTHER CURRENT ASSETS:</b>		<b>As at 31.03.2022</b>	<b>As at 31.03.2021</b>
		-	-



Note-6		FOR THE FINANCIAL YEAR 2021-22					(Rs. In Lacs)
Trade Payables Ageing Schedule		Outstanding for following periods from due date of payment					FY-2020-21
Particulars		Less than 1 year	1-2 years	2-3 year	More than 3 years	TOTAL	
i)	MSME						
	GGN	216.64	-	-	-	216.64	
	PUNE	60.55	-	-	-	60.55	
	CHENNAI	154.53	-	-	-	154.53	
		-	-	-	-	-	
ii)	OTHERS	-	-	-	-	-	
	GGN	339.55	-	-	-	339.55	
	PUNE	9.47	-	-	-	9.47	
	CHENNAI	130.65	-	-	-	130.65	
		-	-	-	-	-	
iii)	DISPUTED DUES MSME	-	-	-	-	-	
iv)	DISPUTED DUES OTHERS	-	-	-	-	-	
	TOTAL	911.40	-	-	-	911.40	756.39



Handwritten signature and initials.

**SELLOWRAP INDUSTRIES PRIVATE LIMITED (HO)**  
(Formerly Known As Sellowrap Manufacturing Pvt. Ltd.)

**SCHEDULE FORMING PART OF BALANCE SHEET AND PROFIT & LOSS ACCOUNT**

**NOTE NO. 8 - HO**

Name of the Assets	GROSS BLOCK			DEPRECIATION BLOCK			NET BLOCK		(Rs. In Lacs)
	As at 01.04.2021	Addition	Deduction	Total	As at 01.04.2021	Addition	Deduction	As at 31.03.2022	As at 31.03.2021
<b>PROPERTY PLANT &amp; EQUIPMENT</b>									
Office Equipment	3.22	-	-	3.22	2.86	0.12	-	2.98	0.3
Motor Car	114.80	-	-	114.80	84.76	9.38	-	94.14	30.0
Motor Cycle- Hero Honda	1.07	-	-	1.07	0.62	0.14	-	0.76	0.4
FURNITURE & FIXTURE	0.86	-	-	0.86	0.27	0.15	-	0.42	0.6
<b>TOTAL - A</b>	<b>119.95</b>	<b>-</b>	<b>-</b>	<b>119.95</b>	<b>88.51</b>	<b>9.80</b>	<b>-</b>	<b>98.31</b>	<b>31.4</b>

<b>PROPERTY PLANT &amp; EQUIPMENT</b>	<b>120</b>	<b>-</b>	<b>-</b>	<b>120</b>	<b>89</b>	<b>10</b>	<b>-</b>	<b>98</b>	<b>3</b>
<b>INTANGIBLE ASSETS</b>	<b>-</b>	<b>-</b>	<b>-</b>	<b>-</b>	<b>-</b>	<b>-</b>	<b>-</b>	<b>-</b>	<b>-</b>
<b>TOTAL NOTE -8 (A)</b>	<b>120</b>	<b>-</b>	<b>-</b>	<b>120</b>	<b>89</b>	<b>10</b>	<b>-</b>	<b>98</b>	<b>3</b>

f R h



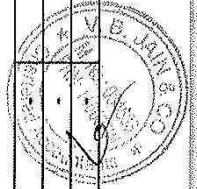
**SELLOWRAP INDUSTRIES PRIVATE LIMITED (CHENNAI UNIT)**  
(Formerly Known As Sellowrap Manufacturing Pvt. Ltd.)

**SCHEDULE FORMING PART OF BALANCE SHEET AND PROFIT & LOSS ACCOUNT**

**NOTE NO. 8 - RANIPET**

Name of the Assets	GROSS BLOCK				DEPRECIATION BLOCK			NET BLOCK		(Rs. In Lacs)
	As at 01.04.2021	Addition	Deduction	Total	As at 01.04.2020	Addition	Deduction	As at 31.03.2022	As at 31.03.2021	
PROPERTY PLANT & EQUIPMENT						-				
LEASE HOLD LAND	41.49	-	-	41.49	-	-			41.49	41.49
FACTORY BUILDING	771.66	-	-	771.66	179.39	56.29	-	235.68	535.98	592.27
BUILDING - GUEST HOUSE	111.93	-	-	111.93	13.04	9.40	-	22.44	89.48	98.88
PLANT & MACHINERY	1,247.75	64.96	-	1,312.71	413.06	160.46	-	573.51	739.20	834.70
COMPUTER	31.73	0.92	-	32.65	28.01	2.49	-	30.50	2.14	3.71
FURNITURE & FIXTURE	63.67	14.52	-	78.19	27.63	10.90	-	38.53	39.66	36.04
ELECTRICAL EQUIPMENT	125.11	2.03	-	127.14	66.67	15.31		81.98	45.16	58.44
GENERATOR & TRANSFORMERS	33.20	-	-	33.20	14.00	3.48		17.47	15.73	19.21
LAB EQUIPMENT	26.66	14.93	-	41.59	14.89	4.84		19.73	21.86	11.77
TOOLS & DIES	25.60	-	-	25.60	10.30	2.77		13.07	12.54	15.30
FIRE FIGHTING	45.64	-	-	45.64	25.46	5.22		30.69	14.96	20.18
MOTOR CAR	30.48	-	-	30.48	18.16	3.85		22.01	8.47	12.32
OFFICE EQUIPMENTS	32.66	0.19	-	32.85	21.02	5.30		26.32	6.53	11.64
BIN	3.64	0.28	-	3.91	3.45	0.29		3.74	0.17	0.18
INTANGIBLE ASSETS						-				
SOFTWARE	34.62	11.33	-	45.95	24.16	10.56		34.72	11.23	10.46
TOTAL - B	2,625.84	109.16	-	2,735.00	792.46	291.14	-	1,150.40	1,584.60	1,766.57

PROPERTY PLANT & EQUIPMENT	2,591.22	97.83		2,689.05	835.10	280.58	-	1,115.68	1,765.12
INTANGIBLE ASSETS	34.62	11.33	-	45.95	24.16	10.56	-	34.72	10.46
<b>TOTAL NOTE - 8 (B)</b>	<b>2,625.84</b>	<b>109.16</b>	<b>-</b>	<b>2,735.00</b>	<b>859.26</b>	<b>291.14</b>	<b>-</b>	<b>1,150.40</b>	<b>1,766.57</b>



NOTE NO - 8 GURUGRAM

**SELLOWRAP INDUSTRIES PVT LTD**  
(Formerly Known As Sellowrap Manufacturing Pvt Ltd)  
**SCHEDULE FORMING PART OF BALANCE SHEET AND PROFIT & LOSS ACCOUNT**

PARTICULARS	GROSS BLOCK			DEPRECIATION BLOCK			NET BLOCK	
	As At:	Addition During the Year	Sale During The Year	As At:	As At:	Deletion During the year	Up to :	WDV. AS AT:
	01.04.2020	the Year		31.03.2022	01.04.2020	the Year	31.03.2022	31.03.2022
<b>PROPERTY PLANT &amp; EQUIPMENT</b>								
UNIT GP 54								
Lease Hold Land	667.55	-	-	667.55	-	-	-	667.55
Factory Building	17.04	0.53	-	17.57	12.82	0.49	13.32	4.21
Plant & Machinery	163.45	374.39	-	537.83	135.05	18.45	153.50	28.40
Plant & Machinery OTHERS	-	7.20	-	7.20	-	0.61	0.61	-
Generators	12.59	-	-	12.59	11.28	0.26	11.54	1.31
Electricals Installation	9.40	9.07	-	18.47	8.30	1.25	9.55	1.10
Furniture & Fixture	11.50	1.00	-	12.50	10.55	0.19	10.74	0.95
Office Equipments	21.92	0.86	-	22.79	18.44	1.52	19.97	3.48
Tools & Dies	56.52	15.95	-	72.47	42.13	3.03	45.16	14.40
Lab. Equipments	4.70	0.49	-	5.19	4.35	0.04	4.39	0.35
Computers & Its Peripherals	47.32	2.88	-	50.21	43.40	2.45	45.85	3.93
COMPUTER-HO	0.48	-	-	0.48	0.46	-	0.46	0.02
SAFETY EQUIPMENT	-	2.01	-	2.01	-	0.77	0.77	-
BIN	-	0.65	-	0.65	-	0.09	0.09	-
AIR CONDITIONERS-HO	1.00	-	-	1.00	0.95	-	0.95	0.05
AIR CONDITIONERS	3.49	1.27	-	4.76	3.20	0.45	3.65	0.29
AIR COMPRESSOR	1.12	-	-	1.12	0.76	0.06	0.83	0.36
CAR (MB)	72.70	-	-	72.70	63.27	2.95	66.22	9.43
CAR (TERRENO)	12.33	-	-	12.33	10.54	0.56	11.10	1.80
CAR BRV	13.08	-	-	13.08	10.84	0.70	11.54	2.24
FIRE & SAFETY	8.93	0.05	-	8.98	5.05	1.75	6.80	3.88
<b>TOTAL</b>	<b>1,125.14</b>	<b>416.36</b>	<b>-</b>	<b>1,541.50</b>	<b>381.39</b>	<b>35.65</b>	<b>417.03</b>	<b>743.75</b>

<b>UNIT GP 51</b>												
Computers & Its Peripherals	0.07	-	-	0.07	0.07	-	-	0.07	0.00	0.00	0.00	0.00
Electricals Installation	9.58	-	-	9.58	8.54	0.29	-	8.82	0.76	1.04	1.04	1.04
Fire Extinguisher	1.27	-	-	1.27	1.21	-	-	1.21	0.06	0.06	0.06	0.06
Furniture & Fixture	2.75	-	-	2.75	2.51	0.06	-	2.57	0.17	0.24	0.24	0.24
Generators & Transformer	1.57	-	-	1.57	1.27	0.06	-	1.33	0.24	0.30	0.30	0.30
Plant & Machinery	106.86	3.03	-	109.89	59.99	8.81	-	68.80	41.08	46.87	46.87	46.87
Office Equipments	5.37	0.30	-	5.68	4.51	0.34	-	4.84	0.83	0.87	0.87	0.87
Racks	4.83	-	-	4.83	4.42	0.11	-	4.54	0.29	0.40	0.40	0.40
<b>BIN</b>	-	9.57	-	9.57	-	1.13	-	1.13	8.44	-	-	-
shutter	0.33	-	-	0.33	0.30	0.01	-	0.31	0.02	0.03	0.03	0.03
Lab-Equipment	1.37	0.21	-	1.59	0.99	0.14	-	1.13	0.46	0.38	0.38	0.38
Plant & Machinery OTHERS	-	3.03	-	3.03	-	0.16	-	0.16	2.86	-	-	-
Fire & Safety	1.61	-	-	1.61	0.96	0.29	-	1.25	0.36	0.65	0.65	0.65
Air Compressor	0.82	-	-	0.82	0.46	0.06	-	0.52	0.29	0.36	0.36	0.36
<b>TOTAL</b>	<b>136.42</b>	<b>16.14</b>	<b>-</b>	<b>152.56</b>	<b>85.23</b>	<b>11.46</b>	<b>-</b>	<b>96.69</b>	<b>55.87</b>	<b>51.19</b>	<b>51.19</b>	<b>51.19</b>
<b>INTANGIBLE ASSETS</b>												
<b>UNIT GP 54</b>												
Computer Software	79.11	2.13	48.31	32.93	60.57	10.90	45.89	25.58	7.36	18.54	18.54	18.54
<b>TOTAL</b>	<b>79.11</b>	<b>2.13</b>	<b>48.31</b>	<b>32.93</b>	<b>60.57</b>	<b>10.90</b>	<b>45.89</b>	<b>25.58</b>	<b>7.36</b>	<b>18.54</b>	<b>18.54</b>	<b>18.54</b>
<b>UNIT GP 51</b>												
Computer Software	0.40	-	0.40	-	0.38	-	0.38	-	-	0.02	0.02	0.02
<b>TOTAL</b>	<b>0.40</b>	<b>-</b>	<b>0.40</b>	<b>-</b>	<b>0.38</b>	<b>-</b>	<b>0.38</b>	<b>-</b>	<b>-</b>	<b>0.02</b>	<b>0.02</b>	<b>0.02</b>

8

h



<b>UNIT Gujrat</b>													
Computer	0.18	-	-	0.18	0.13	0.03	-	0.16	0.02	0.05			
Computer Software	1.50	-	1.50	-	1.43	-	1.43	-	-	0.08			
<b>TOTAL</b>	<b>1.68</b>	<b>-</b>	<b>1.50</b>	<b>0.18</b>	<b>1.55</b>	<b>0.03</b>	<b>1.43</b>	<b>0.16</b>	<b>0.02</b>	<b>0.12</b>			
<b>UNIT PUNE</b>													
Computer Software	1.50	-	1.50	-	1.43	-	1.43	-	-	0.08			
Computer	5.57	0.58	-	6.15	1.90	2.54	-	4.43	1.71	3.67			
Office Equipment	0.72	-	-	0.72	0.22	0.23	-	0.45	0.28	0.50			
<b>TOTAL</b>	<b>7.79</b>	<b>0.58</b>	<b>1.50</b>	<b>6.87</b>	<b>3.54</b>	<b>2.76</b>	<b>1.43</b>	<b>4.88</b>	<b>1.99</b>	<b>4.25</b>			
<b>GRAND TOTAL - C</b>	<b>1,350.54</b>	<b>435.21</b>	<b>51.71</b>	<b>1,734.04</b>	<b>532.65</b>	<b>60.81</b>	<b>49.12</b>	<b>544.34</b>	<b>1,189.70</b>	<b>817.88</b>			
<b>PROPERTY PLANT &amp; EQUIPMENT</b>													
INTANGIBLE ASSETS	1,268.03	433.08	-	1,701.10	468.86	49.90	-	518.76	1,182.34	799.17			
<b>TOTAL NOTE -8 (C)</b>	<b>82.51</b>	<b>2.13</b>	<b>51.71</b>	<b>32.93</b>	<b>63.80</b>	<b>10.90</b>	<b>49.12</b>	<b>25.58</b>	<b>7.36</b>	<b>18.71</b>			
<b>TOTAL NOTE -8 (C)</b>	<b>1,350.54</b>	<b>435.21</b>	<b>51.71</b>	<b>1,734.04</b>	<b>532.65</b>	<b>60.81</b>	<b>49.12</b>	<b>544.34</b>	<b>1,189.70</b>	<b>817.88</b>			



*Handwritten signature/initials.*

**SELLOWRAP INDUSTRIES PRIVATE LIMITED (PUNE UNIT)**  
(Formerly Known As Sellowrap Manufacturing Pvt. Ltd.)

**SCHEDULE FORMING PART OF BALANCE SHEET AND PROFIT & LOSS ACCOUNT**

**NOTE NO.8 - PUNE**

Name of the Assets	GROSS BLOCK				DEPRECIATION BLOCK			As at 31.03.2022	NET BLOCK		(Rs. In Lacs)
	As at 01.04.2021	Addition	Deduction	Total	As at 01.04.2021	Addition	Deduction		As at 31.03.2022	As at 31.03.2021	
PLANT & MACHINERY	-	329.15	-	329.15	-	20.34	-	20.34	308.81	-	
COMPUTER	-	4.96	-	4.96	-	1.05	-	1.05	3.91	-	
FURNITURE & FIXTURE	-	0.62	-	0.62	-	0.03	-	0.03	0.59	-	
LAB EQUIPMENT	-	2.35		2.35	-	0.14		0.14	2.21	-	
TOOLS & DIES	-	11.10		11.10	-	0.08		0.08	11.02	-	
FIRE FIGHTING	-	0.61		0.61	-	0.01		0.01	0.60	-	
OFFICE EQUIPMENTS	-	1.71		1.71	-	0.17		0.17	1.54	-	
INTANGIBLE ASSETS											
SOFTWARE	-	0.75		0.75	-	0.25		0.25	0.50	-	
TOTAL - D	-	351.24	-	351.24	-	22.07	-	22.07	329.17	-	

PROPERTY PLANT & EQUIPMENT	-	350.49	-	350.49	-	21.82	-	21.82	328.67
INTANGIBLE ASSETS	-	0.75	-	0.75	-	0.25	-	0.25	0.50
<b>TOTAL NOTE -8 (D)</b>	<b>-</b>	<b>351.24</b>	<b>-</b>	<b>351.24</b>	<b>-</b>	<b>22.07</b>	<b>-</b>	<b>22.07</b>	<b>329.17</b>

**TOTAL NOTE- 8 (A +B+C+D)**

PROPERTY PLANT & EQUIPMENT	3,979.20	881.40	-	4,860.60	1,392.47	362.10	-	1,754.58	3,106.02	2,586.72
INTANGIBLE ASSETS	117.13	14.21	51.71	79.64	87.96	21.71	49.12	60.55	19.09	29.17
<b>TOTAL NOTE -8 (D)</b>	<b>4,096.33</b>	<b>895.62</b>	<b>51.71</b>	<b>4,940.24</b>	<b>1,480.43</b>	<b>383.81</b>	<b>49.12</b>	<b>1,815.12</b>	<b>3,125.11</b>	<b>2,615.90</b>




**SELLOWRAP INDUSTRIES PRIVATE LIMITED (PUNE UNIT)**  
(Formerly Known As Sellowrap Manufacturing Pvt. Ltd.)

**Note-12**

Trade Receivables Ageing Schedule		FOR THE FINANCIAL YEAR 2021-22						
		Outstanding for following periods from due date of payment						
Particulars		Less than 6 months	6 months- 1 year	1-2 year	2-3 year	More than 3 years	TOTAL	F.Y 2020-21
i)	UNDISPUTED TRADE RECEIVABLE-GOODS							
	GGN	632.29	11.07	2.37	0.17	1.61	647.51	
	PUNE	88.94	-	-	-	-	88.94	
	RANIPET	545.12	-	-	-	-	545.12	
		-	-	-	-	-	-	
ii)	UNDISPUTED TRADE RECEIVABLE-DOUBTFUL	-	-	-	-	-	-	
iii)	DISPUTED TRADE RECEIVABLE-GOOD	-	-	-	-	-	-	
iv)	DISPUTED TRADE RECEIVABLE-DOUBTFUL	-	-	-	-	-	-	
	TOTAL	1,266.35	11.07	2.37	1.04	1.61	1,282.61	1,122.19

\$ 8 b



**SELLOWRAP INDUSTRIES PRIVATE LIMITED**  
(Formerly Known As Sellowrap Manufacturing Pvt. Ltd.)

**NOTES TO BALANCE PROFIT & LOSS ACCOUNT AS AT 31.03.2022**


(Rs. In Lacs)

PARTICULARS	As at 31.03.2022	As at 31.03.2021
<b>NOTE 16. REVENUE FROM OPERATIONS</b>		
SALES	7,790.64	5,880.69
<b>SALES NET</b>	<b>7,790.64</b>	<b>5,880.69</b>
<b>NOTE 17. OTHER INCOMES</b>	<b>As at 31.03.2022</b>	<b>As at 31.03.2021</b>
INTEREST INCOME	29.55	25.98
INTEREST RECEIVED ON MSME	4.34	1.97
DISCOUNT RECEIVED	38.06	9.04
FOREIGN EXCHANGE FLUCTUATION GAIN	4.56	(3.54)
OTHER INCOME- DUTY DRAWBACK	0.17	2.31
SUNDRY DR/CR BALANCE W/OFF	-	10.43
OTHER INCOME	0.05	-
<b>TOTAL</b>	<b>76.74</b>	<b>46.20</b>
<b>NOTE 18. COST OF MATERIAL CONSUMED</b>	<b>As at 31.03.2022</b>	<b>As at 31.03.2021</b>
OPENING STOCK OF RAW MATERIAL	488.43	442.97
ADD: RAW MATERIAL PURCHASED DURING YEAR	4,855.43	3,079.75
	5,343.86	3,522.71
LESS: CLOSING STOCK OF RAW MATERIAL	910.51	488.43
<b>COST OF MATERIAL CONSUMED</b>	<b>4,433.35</b>	<b>3,034.28</b>
<b>NOTE 19. CHANGES IN INVENTORIS OF FINISHED GOODS</b>		
OPENING STOCK FINISHED GOODS	176.37	109.84
ADD: FINISHED GOODS PURCHASE DURING YEAR		
LESS: CLOSING STOCK FINISHED GOODS	281.37	176.37
<b>(Increase) /Decrease in Stock</b>	<b>(104.99)</b>	<b>(66.53)</b>



<b>NOTE 20. WORK IN PROGRESS AND STOCK IN TRADE</b>	<b>As at 31.03.2022</b>	<b>As at 31.03.2021</b>
OPENING STOCK WORK IN PROGRESS	71.94	72.22
ADD: SEMI FINISHED GOODS PURCHASE DURING YEAR		
LESS: CLOSING STOCK WORK IN PROGRESS	76.61	71.94
<b>(Increase) /Decrease in Stock</b>	<b>(4.67)</b>	<b>0.28</b>
<b>NOTE 21. EMPLOYEES BENEFITS EXPENSES</b>	<b>As at 31.03.2022</b>	<b>As at 31.03.2021</b>
<b>(A) SALARIES, WAGES, INCENTIVES &amp; BONUS</b>	654.22	530.31
<b>(B) CONTRIBUTIONS TO -</b>		
(I) PROVIDENT FUND	24.03	20.58
(II) E.S.I.	3.00	2.79
(III) LWF	0.30	0.28
<b>(C) STAFF WELFARE EXPENSES</b>	35.96	15.95
<b>(D) DIRECTORS REMUNERATION</b>	189.00	190.00
	<b>906.51</b>	<b>759.91</b>
<b>NOTE 22. FINANCE COSTS</b>	<b>As at 31.03.2022</b>	<b>As at 31.03.2021</b>
INTEREST PAID	163.22	179.27
OTHER BORROWING COST	8.45	6.66
	<b>171.67</b>	<b>185.93</b>
<b>NOTE 23. DEPRECIATION AND AMORTISATION EXPENSES</b>	<b>As at 31.03.2022</b>	<b>As at 31.03.2021</b>
DEPRECIATION	383.81	355.27
	<b>383.81</b>	<b>355.27</b>

<b>NOTE 24. MANUFACTURING &amp; TRADING EXPENSES:</b>	<b>As at 31.03.2022</b>	<b>As at 31.03.2021</b>
CONSUMABLES STORES & SPARE PARTS	14.44	15.37
POWER AND FUEL	163.41	122.70
BIN	-	1.49
FREIGHT & CARRIAGE INWARD	70.09	41.53
FACTORY, LICENSE, RENT, RATES & TAXES	73.13	56.33
CONTRACT LABOUR	548.10	409.20
TOOLS & DIES, SPARES	9.14	40.53
<b>REPAIRS AND MAINTENANCE:</b>		
PLANT & MACHINERY & MOULD	20.25	6.35
BUILDINGS	3.09	0.40
OTHERS	62.35	35.06
	<b>963.98</b>	<b>728.95</b>



\$ & h

PARTICULARS	As at 31.03.2022	As at 31.03.2021
<b>NOTE 25. OFFICE AND ADMINISTRATIVE EXPENSES</b>		
BANK CHARGES	6.21	7.72
GUEST HOUSE RENT & EXP	11.59	11.85
SPONSORSHIP/ADVERTISEMMENT CHARGES	10.55	2.00
SECURITY SERVICE CHARGES	44.60	40.53
BOOKS & PERIODICALS	0.03	0.08
SALES/BUSINESS PROMOTION	58.91	22.13
VECHILE RUNNING & MAINTANANCE	34.32	12.44
OFFICE MAINTENANCE, RATES , TAXES	-	0.54
TELEPHONE, POSTAGE, MOBILE, FAX, INTERNET EXP	13.73	15.75
INSURANCE CHARGES	29.29	26.60
PRINTING & STATIONERY	7.23	4.74
RENT ON PRINTER	4.48	4.10
RETAINERSHIP FEE	31.21	23.70
TRAVELLING EXPS	94.34	11.04
CONVEYANCE EXPS	25.58	21.55
LEGAL & PROFESSIONAL FEES	110.41	113.17
TESTING CHARGES	93.52	36.08
ELECTRICITY EXPENSES	0.48	-
<b>REPAIRS &amp; MAINTAINENCE</b>		
COMPUTERS	13.39	10.40
OTHERS	2.39	0.68
MISC. EXPENDITURE	22.37	21.54
ADDITIONAL DEMAND EXCISE & TAXATION	0.03	2.50
FORK LIFT HIRE EXPENSES	0.90	0.46
PROPERTY TAX	-	0.06
PROFESSION TAX	0.03	0.03
FOR TAX AUDIT	4.45	5.10
PROFESSIONAL CHARGES - AUDITORS	0.82	0.75
CHARITY & DONATION	1.75	12.45
DEBTORS/CREDITORS BALANCE WRITTEN OFF	9.26	-
CONVENTION EXPENSES	0.24	-
ASSETS WRITTEN OFF	2.59	-
	-	-
	<b>634.70</b>	<b>407.98</b>

<b>NOTE 26. SELLING AND DISTRIBUTION EXPENSES</b>	<b>As at 31.03.2022</b>	<b>As at 31.03.2021</b>
PACKING MATERIAL CONSUMED	108.16	91.80
FREIGHT OUTWARD/DELIVERY	179.44	128.51
COMMISSION & DISCOUNT	58.98	126.27
	<b>346.58</b>	<b>346.59</b>

\$




8 h

**SELLOWRAP INDUSTRIES PRIVATE LIMITED**  
(Formerly Known As Sellowrap Manufacturing Pvt. Ltd.)

**NOTES TO BALANCE SHEET AS AT 31.03.2022**

Trade Payables Ageing Schedule						
UNIT GP-54- GURGRAM						
NAME	MSME	Less than 1 year	1-2 years	2-3 years	More than 3 years	TOTAL
BHUSHAN RUBBER INDUSTRIES	MICRO	5.03	-	-	-	5.03
BIHANI MARKETING PVT. LTD.	SMALL	0.35	-	-	-	0.35
CHOPRA ADVERTISERS (INDIA)	MICRO	18.21	-	-	-	18.21
DELVIN PLASTICS PVT LTD.	MICRO	0.13	-	-	-	0.13
PFEDA SYNTHETICS (P) LTD UNIT-III	MEDIUM	49.62	-	-	-	49.62
SHARDA PROPLENE PRIVATE LIMITED	SMALL	1.16	-	-	-	1.16
SHARDA PROPLENE PRIVATE LIMITED-37	SMALL	0.29	-	-	-	0.29
		<b>74.80</b>	-	-	-	<b>74.80</b>
		-	-	-	-	-
D.D.POLYMERS	OTHERS	5.86	-	-	-	5.86
DEEPAK MANUFACTURING LTD.	OTHERS	0.58	-	-	-	0.58
MEENAKSHI POLYMERS PVT LTD	OTHERS	135.64	-	-	-	135.64
		<b>142.08</b>	-	-	-	<b>142.08</b>
		-	-	-	-	-
<b>TOTAL</b>		<b>216.88</b>	-	-	-	<b>216.88</b>
UNIT GP-51 - GURGRAM						
NAME	MSME	Less than 1 year	1-2 years	2-3 years	More than 3 years	TOTAL
A R FOAM INDUSTRIES	SMALL	5.29	-	-	-	5.29
AEROLAM INSULATIONS PVT. LTD.	MEDIUM	4.36	-	-	-	4.36
ALP AEROFLEX INDIA PVT. LTD.	MEDIUM	4.41	-	-	-	4.41
ARORA ENTERPRISES	SMALL	20.39	-	-	-	20.39
BIHANI MARKETING PVT. LTD.	SMALL	31.14	-	-	-	31.14
JINDAL FIBRES PVT LTD.	MEDIUM	11.71	-	-	-	11.71
NITTO DENKO INDIA PRIVATE LTD.	MEDIUM	2.83	-	-	-	2.83
OSAKA RUBBER PVT.LTD	SMALL	34.98	-	-	-	34.98
ROOP KOEPP FOAM TECHNOLOGIES PVT LTD	SMALL	10.53	-	-	-	10.53
ROYAL PACKERS	MICRO	8.35	-	-	-	8.35
S & S PAPER INDUSTRIES-09	SMALL	6.33	-	-	-	6.33
SHARDA PROPLENE PRIVATE LIMITED-37	SMALL	1.54	-	-	-	1.54
<b>TOTAL</b>		<b>141.84</b>	-	-	-	<b>141.84</b>
		-	-	-	-	-
3M INDIA LIMITED	OTHERS	7.97	-	-	-	7.97
3M INDIA LIMITED-BANGALORE	OTHERS	0.45	-	-	-	0.45
3M INDIA LIMITED-GURGAON	OTHERS	10.63	-	-	-	10.63
AVYAAN VINYLs LLP	OTHERS	9.28	-	-	-	9.28
AJIT INDUSTRIES PRIVATE LIMITED	OTHERS	11.85	-	-	-	11.85
CONSCAP CONSULTANTS PVT. LTD.	OTHERS	39.80	-	-	-	39.80
D.D.POLYMERS	OTHERS	12.64	-	-	-	12.64
M.B. ENTERPRISES	OTHERS	1.00	-	-	-	1.00
RELANCE INDUSTRIES LIMITED (SONIPAT)	OTHERS	16.57	-	-	-	16.57
RELANCE INDUSTRIES LIMITED PALWAL	OTHERS	24.18	-	-	-	24.18
RELANCE INDUSTRIES LIMITED(NOIDA)	OTHERS	15.21	-	-	-	15.21
SHEELA FOAM .LTD.	OTHERS	45.84	-	-	-	45.84
THE SUPREME INDUSTRIES LTD	OTHERS	2.05	-	-	-	2.05
<b>TOTAL</b>		<b>197.47</b>	-	-	-	<b>197.47</b>
		-	-	-	-	-
<b>TOTAL</b>		<b>339.31</b>	-	-	-	<b>339.31</b>
<b>GRAND TOTAL</b>		<b>556.20</b>	-	-	-	<b>556.20</b>




*Handwritten signatures and initials.*

Trade Payables Ageing Schedule						
PUNE UNIT						
NAME	MSME	Less than 1 year	1-2 years	2-3 years	More than 3 years	TOTAL
<b>I. MSME</b>						
ALLIED POLYMERS	MSME	34.21	-	-	-	34.21
FORMTECH ENTERPRISES	MSME	2.07	-	-	-	2.07
MULTI POLYPLAST PRIVATE LIMITED	MSME	14.92	-	-	-	14.92
NIRMAL AUTO TECH INDUSTRIES PVT. LTD.	MSME	3.28	-	-	-	3.28
PREMIUM POLYALLOYS PVT LTD	MSME	4.15	-	-	-	4.15
UNIQUE AUTORUBBER UDYOG PRIVATE LIMITED	MSME	1.92	-	-	-	1.92
<b>TOTAL</b>		<b>60.55</b>	-	-	-	<b>60.55</b>
<b>II. OTHERS</b>						
PARIDHI ENTERPRISES	OTHERS	1.02	-	-	-	1.02
PERFECT ENTERPRISES	OTHERS	0.48	-	-	-	0.48
KINGFA SCIENCE & TECHNOLOGY INDIA LTD	OTHERS	1.43	-	-	-	1.43
MACHINO POLYMERS LIMITED.	OTHERS	4.51	-	-	-	4.51
SHARDA POLYMERS	OTHERS	0.30	-	-	-	0.30
SUYOG AUTOCAST PVT LTD	OTHERS	1.73	-	-	-	1.73
<b>TOTAL</b>		<b>9.47</b>	-	-	-	<b>9.47</b>
<b>TOTAL</b>		<b>70.02</b>	-	-	-	<b>70.02</b>



Trade payables Ageing Schedule		Outstanding for following periods from due date of payment					
RANIPET UNIT							
particulars			Less than 1 year	1-2 year	2-3 year	More than 3 year	TOTAL
i. MSME							
ARORA ENTERPRISES		11.19	-	-	-	11.19	
BHUSHAN RUBBER INDUSTRIES		3.50	-	-	-	3.50	
BIHANI MARKETING PVT. LTD.		13.55	-	-	-	13.55	
MAGHA ENGINEERS		21.10	-	-	-	21.10	
PRS PERMACEL PRIVATE LIMITED		87.72	-	-	-	87.72	
SATHYAM AUTO ENGG.(P) LTD		13.98	-	-	-	13.98	
UTTAM PLASTOMERS PVT LTD		0.05	-	-	-	0.05	
XMOLD POLYMERS PRIVATE LIMITED		3.43	-	-	-	3.43	
TOTAL		154.53				154.53	
ii. OTHERS							
RIGHT TIGHT FASTNERS PVT LTD NASHIK		0.02	-	-	-	0.02	
ALLTECH FABRICATION		0.04	-	-	-	0.04	
JOTHI POLYMERS PRIVATE LIMITED		0.12	-	-	-	0.12	
ALP AEROFLEX INDIA PVT. LTD.		0.16	-	-	-	0.16	
POLYHOSE KOHYEI INDIA PVT LTD		0.28	-	-	-	0.28	
PRECISION TECHNOLOGIES		0.41	-	-	-	0.41	
3M INDIA LTD		0.47	-	-	-	0.47	
NANOFIL TECHNOLOGIES PRIVATE LIMITED		0.73	-	-	-	0.73	
3M INDIA LIMITED CHENNAI		0.75	-	-	-	0.75	
NITTO DENKO INDIA PVT LIMITED		0.77	-	-	-	0.77	
ROYAL PACKERS		0.81	-	-	-	0.81	
K R INDUSTRIES		1.03	-	-	-	1.03	
S & S PAPER INDUSTRIES09		1.12	-	-	-	1.12	
SRI BALAHA CHEMICALS PRIVATE LIMITED		1.62	-	-	-	1.62	
FEDERALMOGUL POWERTRAIN SOLUTIONS INDIA PRIVATE LTD ALWAR		2.07	-	-	-	2.07	
RAVAGO SHAH POLYMERS PVT LTD		2.25	-	-	-	2.25	
THE SUPREME INDUSTRIES LIMITED(TN)		5.01	-	-	-	5.01	
CONSCAP CONSULTANTS PVT. LTD.		5.55	-	-	-	5.55	
ROOP KOEPP FOAM TECHNOLOGIES PVT LTD		8.31	-	-	-	8.31	
ESTER INDUSTRIES LTD		8.70	-	-	-	8.70	
KINGFA SCIENCE AND TECHNOLOGY (INDIA) LTD.		10.15	-	-	-	10.15	
ANUJAN POLYMERS PVT LTD		18.00	-	-	-	18.00	
HYUNDAI ENGINEERINGPLASTICS INDIA PVT LTD		20.46	-	-	-	20.46	
SHEELA FOAM .LTD.		21.60	-	-	-	21.60	
CHIME POLYMERS PRIVATE LIMITED		6.66	-	-	-	6.66	
FORMULATED POLYMERS LTD		13.56	-	-	-	13.56	
TOTAL		130.65	-	-		130.65	
iii. Disputed dues-MSME							
iv. Disputed dues-Others							
						-	
TOTAL		285.18				285.18	
GRAND TOTAL (PUNE + GURGAON+RANIPET)		911.40	-	-	-	911.40	




**SELLOWRAP INDUSTRIES PRIVATE LIMITED**  
(Formerly Known As Sellowrap Manufacturing Pvt. Ltd.)


**NOTES TO BALANCE SHEET AS AT 31.03.2022**

**Trade Receivables Ageing Schedule**  
**UNIT GP-54- GURGRAM**

Particulars	TO	Less than 6 months	6 months-1 year	1-2 year	2-3 year	more than 3 year	TOTAL
ALP AEROFLEX INDIA PRIVATE LIMITED		15.36	-	-	-	-	15.36
COMFORT TRIMS PVT LTD.		0.96	-	-	-	-	0.96
DAIKIN AIRCONDITIONING INDIA PVT LTD		0.37	-	-	-	-	0.37
DAIKIN AIRCONDITIONING INDIA PVT. LTD.		1.72	-	-	-	-	1.72
ELIX FRESHENERS INDIA PRIVATE LIMITED		0.35	-	-	-	-	0.35
ESCORTS LIMITED		0.46	-	-	-	-	0.46
EVERSHINE MOULDERS LIMITED		7.91	-	-	-	-	7.91
HANON SYSTEMS DO BRASIL LTDA		0.69	-	-	-	-	0.69
JAGUAR LAND ROVER LIMITED..		3.45	-	-	-	-	3.45
JAY SWITCHES INDIA PRIVATE LIMITED		0.90	-	-	-	-	0.90
JSG INNOTECH PVT. LTD.		9.60	-	-	-	-	9.60
KML MOLDINGS (A UNIT OF KRISHNA MARUTI LTD)		0.08	-	-	-	-	0.08
MACHO ENGINEERING INDUSTRIES- UII		-	-	-	-	1.51	1.51
MAHINDRA & MAHINDRA LTD		-	-	0.00	-	-	0.00
MAHINDRA & MAHINDRA LTD.		28.58	0.02	0.02	-	-	28.62
MAHINDRA & MAHINDRA LTD-HARIDWAR		0.01	-	-	-	-	0.01
MAHINDRA & MAHINDRA LTD-SWARAJ DIVISION		29.28	-	-	-	-	29.28
MAHINDRA & MAHINDRA LTD.(MOHALI DEPOT)		-	0.00	-	-	-	0.00
MAHINDRA & MAHINDRA LTD.(NASIK)		22.63	1.33	0.02	-	-	23.97
MAHINDRA & MAHINDRA LTD.(RAJKOT)		-	0.00	0.00	-	-	0.00
MAHINDRA & MAHINDRA LTD.(SPARES KANHE)		-	0.00	0.00	-	-	0.00
MAHINDRA & MAHINDRA LTD.(SPARES KANHE).		0.09	-	0.15	-	-	0.24
MAHINDRA & MAHINDRA LTD.-PUNE		106.22	0.20	-	-	-	106.43
MAHINDRA VEHICLE MANUFACTURERS LTD		-	0.00	-	-	-	0.00
MARUTI SUZUKI INDIA LIMITED BENGALURU		0.01	-	-	-	-	0.01
MARUTI SUZUKI INDIA LTD GURGAON		2.10	-	-	-	-	2.10
MARUTI SUZUKI INDIA LTD MANESAR		7.75	-	-	-	-	7.75
MARUTI SUZUKI INDIA LTD MANESAR-OESS		0.01	-	-	-	-	0.01
MARUTI SUZUKI INDIA LTD(SPD)		0.00	-	-	-	-	0.00
NEW LUBRI SALES INDIA PVT LTD		-	-	-	-	0.05	0.05
NISSAN MOTOR INDIA PRIVATE LIMITED (AFTER SALES)		0.57	-	-	-	-	0.57
NISSAN MOTOR INDIA PVT LTD		-	0.00	-	-	-	0.00
NISSAN MOTOR INDIA PVT LTD		-	4.55	-	-	-	4.55
NTF (INDIA) PVT LTD-UNIT-II		-	0.17	-	-	-	0.17
PPAP AUTOMOTIVE LIMITED (AHMEDABAD)		0.12	-	-	-	-	0.12
PPAP AUTOMOTIVE LIMITED-BHIWADI		0.00	-	-	-	-	0.00
PREMIUM PLAST LIMITED		9.02	-	-	-	-	9.02
PRINCE PLASTIC INDUSTRIES		2.72	-	-	-	-	2.72
RAVIKAS AUTOMOTIVE SYSTEMS PRIVATE LIMITED		35.52	2.61	-	-	-	38.13
RENAULT DO BRASIL S.A.		-	-	-	0.17	-	0.17
RENAULT INDIA PRIVATE LIMITED..		37.08	0.01	0.01	-	-	37.10
RENAULT INDIA PRIVATE LTD		18.61	0.01	0.02	-	-	18.64
RENAULT INDIA PVT LTD		0.33	0.00	0.00	-	-	0.33
RENAULT NISSAN AUTOMOTIVE INDIA PVT LTD		55.29	0.02	0.06	-	-	55.37
SELLOWRAP EPP INDIA PVT. LTD.-GUJARAT		15.04	-	-	-	-	15.04
SELLOWRAP EPP INDIA PVT.LTD.		32.60	0.30	-	-	-	32.90
SML ISUZU LIMITED		7.36	-	-	-	-	7.36
STEELBIRD INTERNATIONAL		0.29	-	-	-	-	0.29
SUMMIT AUTO SEATS INDUSTRY DELHI CO PVT LTD		-	-	1.84	-	-	1.84
TATA FICOSA AUTOMOTIVE SYSTEMS PVT.LTD.		0.79	-	-	-	-	0.79
TECHNICO INDUSTRIES LIMITED-BAWAL		0.94	-	-	-	-	0.94
VBROS AUTO PVT. LTD.		3.67	-	-	-	-	3.67
WIL CAR WHEELS LIMITED		0.11	-	-	-	-	0.11
<b>TOTAL</b>		<b>458.59</b>	<b>9.21</b>	<b>2.12</b>	<b>0.17</b>	<b>1.56</b>	<b>471.65</b>



UNIT GP-54- GURGRAM							
Particulars	TO	Less than 6 months	6 months-1 year	1-2 year	2-3 year	more than 3 year	TOTAL
A-1-FOAM		-	-	0.20	-	-	0.20
ANU INDUSTRIES LIMITED		1.76	1.20	-	-	-	2.96
NEW LUBRI SALES INDIA PVT LTD		-	-	-	-	0.05	0.05
PRINCE PLASTIC INDUSTRIES		1.24	-	-	-	-	1.24
SELMEX INDUSTRIES.		-	-	0.05	-	-	0.05
VEER-O-METALS PVT LTD		0.74	-	-	-	-	0.74
<b>TOTAL</b>		<b>3.74</b>	<b>1.20</b>	<b>0.25</b>	<b>-</b>	<b>0.05</b>	<b>5.24</b>
Gujarat							
NAME							
		Less than 6 months	6 months - 1 year	1-2 years	2-3 years	More than 3 years	TOTAL
MARUTI SUZUKI INDIA LTD.(GUJRAT) SPD		0.02	-	-	-	-	0.02
PLASTIC OMNIUM AUTO INERGY INDIA PVT LTD		10.10	-	-	-	-	10.10
SUZUKI MOTOR GUJARAT PRIVATE LIMITED		21.29	-	-	-	-	21.29
<b>TOTAL</b>		<b>31.40</b>	<b>-</b>	<b>-</b>	<b>-</b>	<b>-</b>	<b>31.40</b>
PUNE							
Particulars	TO	Less than 6 months	6 months-1 year	1-2 year	2-3 year	more than 3 year	TOTAL
BAJAJ CARPET INDUSTRIES LTD.		97.20	-	-	-	-	97.20
CASE NEW HOLLAND CONSTRUCTION EQUIPMENT INDIA PRIVATE LIMITED		-	0.66	-	-	-	0.66
SKODA AUTO VOLKSWAGEN INDIA PRIVATE LIMITED		41.29	-	-	-	-	41.29
SKODA AUTO VOLKSWAGEN INDIA PRIVATE LIMITED-AUGRANGABAD		0.06	-	-	-	-	0.06
<b>SUB TOTAL</b>		<b>138.55</b>	<b>0.66</b>	<b>-</b>	<b>-</b>	<b>-</b>	<b>139.22</b>
<b>GRAND TOTAL</b>		<b>632.29</b>	<b>11.07</b>	<b>2.37</b>	<b>0.17</b>	<b>1.61</b>	<b>647.51</b>



8


Trade Receivables Ageing Schedule							
RANIPET UNIT							
Particulars	Outstanding for following periods from	Less than 6 months	6 months-1 year	1-2 year	2-3 year	more than 3 year	TOTAL
I. Undisputed Trade Receivables- Considered Good							
GLOVIS INDIA ANANTAPUR PVT LTD		0.81	-	-	-		0.81
GLOVIS INDIA PRIVATE LIMITED		0.03	-	-	-		0.03
HANON AUTOMOTIVE SYSTEMS INDIA PRIVATE LIMITED.		9.99	-	-	-		9.99
HYUNDAI MOTORS INDIA LIMITED		18.15	-	-	-		18.15
ISUZU MOTORS INDIA PRIVATE LIMITED		9.20	-	-	-		9.20
KB AUTO TECH INDIA PVT LTD		9.71	-	-	-		9.71
KIA INDIA PRIVATE LIMITED		17.63	-	-	-		17.63
KOSTAL INDIA PRIVATE LIMITED		34.78	-	-	-		34.78
MAHINDRA ELECTRIC MOBILITY LIMITED		4.13	-	-	-		4.13
MAHINDRA ELECTRIC MOBILITY LIMITED		0.80	-	-	-		0.80
MAHINDRA ELECTRIC MOBILITY LTD- TOOL		1.84	-	-	-		1.84
MARUTI SUZUKI INDIA LIMITED BENGALURU		0.67	-	-	-		0.67
MOBIS INDIA LIMITED		0.01	-	-	-		0.01
MOONLIGHT TOOLS PVT LTD		0.17	-	-	-		0.17
NATIONAL AUTOPLAST		0.19	-	-	-		0.19
NATIONAL PLASTIC TECHNOLOGIES LIMITED		2.03	-	-	-		2.03
NISSAN MOTOR INDIA PRIVATE LIMITED (AFTER SALES)		9.07	-	-	-		9.07
NISSAN MOTOR INDIA PVT LTD		109.41	-	-	-		109.41
NISSAN TRADING INDIA PRIVATE LIMITED		0.12	-	-	-		0.12
NVH INDIA ANANTAPUR AUTO PARTS PRIVATE LIMITED		14.13	-	-	-		14.13
NVH INDIA AUTO PARTS PRIVATE LTD		43.69	-	-	-		43.69
PCA AUTOMOBILES INDIA PVT LTD TVL		0.07	-	-	-		0.07
PPAP AUTOMOTIVE LIMITED		1.22	-	-	-		1.22
PSA AVTEC POWERTRAIN PRIVATE LIMITED		0.00	-	-	-		0.00
RENAULT INDIA PRIVATE LTD		0.00	-	-	-		0.00
RENAULT NISSAN AUTOMOTIVE INDIA PVT LTD		255.61	-	-	-		255.61
SEYON E-HWA AUTOMOTIVE CHENNAI PRIVATE LTD		0.78	-	-	-		0.78
SKODA AUTO VOLKSWAGEN INDIA PRIVATE LTD		0.19	-	-	-		0.19
SS MANUFACTURING PVT LTD		0.68	-	-	-		0.68
Sub total		545.12	-	-	-	-	545.12

6 8 2 8

ii. Undisputed Trade Receivables- Considered Doubtful							
iii. Disputed Trade Receivables- Considered Good							
iv. Disputed Trade Receivables- Considered Doubtful							
SUMMIT AUTO SEATS INDUSTRY DELHI CO PVT LTD	-	-	-	1.04			1.04
Sub total	-	-	-	1.04	-		1.04
TOTAL		545.12	-	-	1.04	-	546.16

Trade Receivables Aging Schedule - Pune		Outstanding for following periods from due date of					TOTAL
Particulars		Less than 6 months	6 months-1 year	1-2 year	2-3 year	more than 3 year	
i. Undisputed Trade Receivables- Considered Good							
MAHLE ANAND FILTER SYSTEMS PVT LTD		78.97	-	-	-		78.97
RAVIKAS AUTOMOTIVE SYSTEMS PRIVATE LIMITED		0.43	-	-	-		0.43
KADAMBARI AUTO PARTS		3.90	-	-	-		3.90
RADIX DIES & MOULDS PVT LTD		5.59	-	-	-		5.59
SHARDA POLYMERS -DR		0.05	-	-	-		0.05
TOTAL		88.94	-	-	-	-	88.94
GRAND TOTAL (PUNE + GURGAON+RANIPET)		1,266.35	11.07	2.37	1.21	1.61	1,282.61

§ 8 h



SELLOWRAP INDUSTRIES PRIVATE LIMITED (PUNE UNIT) (Formerly Known As Sellowrap Manufacturing Pvt. Ltd.)					
RATIO					
Sr. No.	Ratio	Current Year	Previous Year	% Change compared to Previous year	Explanation for >25% Change
1	Current Ratio	0.95	0.97	-2.50	
2	Debt-Equity Ratio	2.47	1.68	46.97	Ratio has improved due to Increase in Buyers credit loan
3	Debt Service Coverage Ratio	0.28	0.41	-33.36	
4	Return on Equity (ROE)	-0.11	1.25	-108.83	
5	Inventory Turnover Ratio	4.22	4.31	-2.24	
6	Trade Receivable Turnover Ratio	6.48	10.48	-38.18	
7	Trade Payable Turnover Ratio	5.82	8.14	-28.50	
8	Net Capital Turnover Ratio	-43.34	-81.62	-88.33	
9	Net Profit Ratio	-0.001	0.02	-106.66	
10	Return on Capital employed (ROCE)	0.07	0.06	24.38	
11	Return on Investment				Not Applicable

*S. h. p.*



**SELLOWRAP INDUSTRIES PRIVATE LIMITED**  
(Formerly Known As Sellowrap Manufacturing Pvt. Ltd.)

**INVESTMENT IN ASSOCIATE**

**THE BREAK-UP OF INVESTMENT IN SELLOWRAP EPP INDIA PVT LTD  
AS AT 31ST MARCH, 2022 IS AS UNDER**

SR. NO.	PARTICULARS	FOR THE YEAR ENDED 31ST MARCH, 2022	FOR THE YEAR ENDED 31ST MARCH, 2021
1	NUMBER OF EQUITY SHARES (NOS.)	7,00,286	7,00,286
2	PERCENTAGE HOLDING (%)	26	26
3	COST OF INVESTMENT (EQUITY SHARES)	685.50	685.50
4	GOODWILL INCLUDED IN COST OF INVESTMENT ABOVE	45.65	45.65
5	SHARE IN ACCUMULATED PROFIT/ LOSS AS AT THE BEGINNING OF THE YEAR	545.31	579.60
6	SHARE IOF PROFIT FOR THE YEAR	(83.20)	(34.28)
7	SHARE OF ACCUMULATED PROFIT	462	545.31
	<b>CARRYING COST</b>	<b>1,148</b>	<b>1,231</b>



*[Handwritten signature]*

## **SELLOWRAP INDUSTRIES PRIVATE LIMITED**

### **NOTE- 27**

#### **NOTES ON ACCOUNTS**

- The name of company was changed from '**SELLOWRAP MANUFACTURING PRIVATE LIMITED**' to '**SELLOWRAP INDUSTRIES PRIVATE LIMITED**', w.e.f. date 16/02/2011 in accordance with fresh certificate of name change, issued by ROC, Maharashtra.
- Sellowrap Industries Pvt Ltd is engaged in manufacturing of various types of Plastic and Foam Products. The Company has manufacturing Plants in India and sales in India. The company is Private Limited Company and is not listed on The BSE and NSE.

#### **1. Basis of consolidation :**

The consolidated financial statements relate to Sellowrap Industries Pvt Ltd (the Company), and its Associates (The Group). The Consolidated Financial Statements have been prepared in accordance with Accounting Standard 23(AS 23) "Accounting for Investments in Associates in Consolidated Financial Statements" as per section 129 (3) of the Companies Act, 2013 and specified under Section 133 of the Companies Act, 2013, read with Rule 7 of the Companies (Accounts) Rules, 2014.


2. The following associate, investment in which is accounted using equity method 'as per Accounting standard 23 on " Accounting for Investments in Associates in 'Consolidated Financial Statements as notified by the Companies (Accounting 'Standards) Rules, 2006:

Name of Associate Company	For the year ended 31 <sup>st</sup> March, 2022 Extent of holding (%)
Sellowrap EPP India Private Limited	26%

#### **3. PRINCIPLES OF CONSOLIDATION :**

The financial statements of the associates entities have been consolidated by taking our share in profit / (loss) as per Accounting Standard 23 on Accounting for Investments in Associates in 'Consolidated Financial Statements' as notified by the Companies (Accounting Standards) Rules, 2006 using the "Equity" method.

The gains/losses in respect of part dilution of stake in associates companies pursuant to issue of additional shares are adjusted in share in accumulated profit/(loss) of associates under the head Revenue & Surplus in the Balance Sheet.



8 h f

#### 4. **Significant Accounting Policies**

##### **A. Basis of preparation of Financial Statements:-**

- a) The financial statements are prepared under the historical cost Convention on accrual basis as a going concern in accordance with the Generally Accepted Accounting Principles in India and the provisions of The Companies Act, 2013.
- b) Accounting Policies not specifically referred to otherwise are in consonance with Generally Accepted Accounting Principles.
- c) No Provision for Auditors Fees for the year ending 31.03.2022 is made and the same is accounted on payment basis.

##### **B. Fixed Assets and Depreciation**

- a) Fixed Assets are accounted for on historical cost less depreciation. Imported fixed assets are recorded at actual cost paid plus import duty & other charges or expenses.
- b) Depreciation is charged on written down value method at the rates specified in Schedule II to the Companies Act, 2013. Depreciation on assets purchased during a month has been charged from next month on pro-rata basis except in case of BIN.
- c) In case of BIN, earlier the depreciation was being charged for the period of useful life of 2 years. This year, Purchase of BIN has been taken as revenue expense

##### **C. Sales:**


Sales are accounted for Net of Trade discount but excluding of Goods and Services tax.

##### **D. Investments:**

- a) Investments, which are readily realizable and intended to be held for not more than one year from the date on which such investments are made, are classified as current investments. All other investments are classified as long term investments.
- b) Investment in shares of unlisted private limited company is stated at cost.

##### **E. Investments in shares:**

We have invested in unlisted shares of Prystine Food & Beverages Private Limited worth Rs.1,50,00,000.00, We have all the documents related to the shares

The block contains four handwritten signatures in black ink. In the center, there is a circular stamp, likely a company seal, which is partially obscured by the signatures. The stamp appears to have text around its perimeter, but it is not legible.

**F. Borrowing Cost**

Borrowing cost attributable to the acquisition or construction of qualifying assets are capitalized as part of the cost of such assets. A qualifying asset is one that necessarily takes substantial period of time to get ready for its intended use. All other borrowing costs are charged to Profit & Loss Account.

**G. Valuation of Inventories:**

Inventories are valued at cost or net realizable value whichever is lower. Cost of Inventories.

Comprises of all cost of purchases (Net of ITC) cost of conversion and other cost incurred in bringing the inventory to their present location and condition.

**H. Retirement Benefits:**

- (i) Contribution to provident fund is accounted on accrual basis.
- (ii) At Gurgaon Unit provision for Gratuity & Leave Encashment is made on actuarial valuation at year end.

**I. Foreign Exchange Transactions:**

Transactions in foreign currency are recorded at the exchange rate prevailing on the date of the transaction. In the case of long term loans and current liabilities incurred for the acquisition of fixed assets, the loss or gain on conversion at the rates prevailing at the year end is included in the carrying amount of the related fixed assets.

Current assets and current liabilities (including fixed assets) are stated at the rates prevailing at the time of payment & not at rate prevailing at the year end and the difference between the year end rate and the exchange rate at the date of the transaction is not recognised as income or expenses in the profit and loss account.

**J. Impairment of Assets**

There is no impairment loss on any assets that has occurred in terms of AS-28.

5. Sundry Creditors includes amounts due to small scale industrial undertaking (SSI) to the extent, such parties have been identified from available information to which company owes a sum exceeding Rs. 1.00 lacs for more than 30 days as on 31<sup>st</sup> March 2022 are as :-

- NIL - (As certified by the Director of the Company)

6. Cost of finished goods have been arrived at for the purpose of valuation of closing stock by reducing 5% from the sale price of finished good.
7. The Management is initiating necessary steps for identifying enterprises which have provided goods and services to the company which qualify under the definition of medium and small enterprises, as defined under Micro, Small and Medium Enterprises Development Act 2006. Accordingly, the disclosure in respect of amount



8

payable to such micro, small and medium enterprises as at 31<sup>st</sup> March, 2022 has not been made in the financial statement.

8. In the opinion of the Directors, the Current Assets, Loans and advance are approximately of the value stated, if realised in the ordinary course of business. The provision for all known liabilities is adequate and not in excess of the amounts considered reasonably necessary.
9. Balance of parties, Institutions and other agencies are subject to confirmation and reconciliation.
10. a) GST & other Taxes, Interest and penalties payable on assessment of the same are accounted on assessment basis and no provision for contingent liabilities against the same is made.  
b) There are no other contingent liabilities. (As Certified by the Directors of the Co.)

11. **Revenue Recognition:**

Revenue is recognized only when it can be reliably measured and it is reasonable to expect ultimate collection. Revenue from operations includes sale of goods, trade sales, job work and Net of sales tax, service tax, excise duty, Value Added Tax. Interest income is recognized on time proportion basis taking into account outstanding and rate applicable. Dividend income is recognized when right to receive is established.


12. Figures of the previous year has been regrouped, recasted and rearranged where ever necessary.

**13. ADDITIONAL INFORMATION (AS SUPPLIED BY THE MANAGEMENT):**

- i. Value of Imported and Indigenous Raw Materials, Stores and Spares Parts consumed and percentage thereof

**A) Gurgaon Branch**

<b><u>Particulars</u></b>		<b><u>Current Year (Rs. In Lacs)</u></b>		<b><u>Previous Year (Rs. In Lacs)</u></b>	
		<b><u>Amount</u></b>	<b><u>%</u></b>	<b><u>Amount</u></b>	<b><u>%</u></b>
Imported		205.77	8.68	78.93	5.30
<b>Indigenous</b>					
Raw Material	2,194.42				
Less Branch Trf.	29.22	2,165.21	91.32	1,410.30	94.70
<b>Total</b>		<b>2,370.98</b>	<b>100.00</b>	<b>1,489.23</b>	<b>100</b>



8

h

8

**B) Chennai Branch**

<u>Particulars</u>		<u>Current Year(Rs. In Lacs)</u>		<u>Previous Year(Rs. In Lacs)</u>	
		<u>Amount</u>	<u>%</u>	<u>Amount</u>	<u>%</u>
Imported		41.29	1.88	119.54	7.52
<b>Indigenous</b>					
Raw Material	2,297.69				
Less Branch Trf	148.19	2,149.50	92.48	1,470.98	92.48
<b>Total</b>		<b>2,190.78</b>	<b>100.00</b>	<b>1,590.52</b>	<b>100.00</b>

**Details of Imported Raw Material and Others**

**A) Gurgaon Branch**

<u>Particulars</u>	<u>Current Year (Rs. In Lacs)</u>	<u>Previous Year (Rs. In Lacs)</u>
Raw Material	156.78	65.54
Others	0.00	13.39
<b>Total</b>	<b>156.78</b>	<b>78.93</b>

**B) Chennai Branch**

<u>Particulars</u>	<u>Current Year (Rs. In Lacs)</u>	<u>Previous Year (Rs. In Lacs)</u>
Raw Material	41.29	119.54
Others		
<b>Total</b>	<b>41.29</b>	<b>119.54</b>

**ii. Expenditure in Foreign currency.**

**A) Gurgaon Branch**

<u>Particulars</u>	<u>Current Year (Rs. In Lacs)</u>	<u>Previous Year (Rs. In Lacs)</u>
Raw Material	156.78	65.54
Travelling	8.60	0.00
<b>Total</b>	<b>165.38</b>	<b>65.54</b>

**B) Chennai Branch**

<u>Particulars</u>	<u>Current Year (Rs. In Lacs)</u>	<u>Previous Year (Rs. In Lacs)</u>
Raw Material	41.29	119.54
Machinery	58.44	27.31
<b>Total</b>	<b>99.73</b>	<b>146.86</b>



\$ 8 h

c) HO

<u>Particulars</u>	<u>Current Year (Rs. In Lacs)</u>	<u>Previous Year (Rs. In Lacs)</u>
Travelling	29.58	0.00
<b>Total</b>	<b>29.58</b>	<b>0.00</b>

(iii) Details of Payment to Directors

<u>Particulars</u>	<u>Current Year (Rs. In Lacs)</u>	<u>Previous Year (Rs. In Lacs)</u>
Directors Remuneration	189.00	190.00
<b>Total</b>	<b>189.00</b>	<b>190.00</b>

14. **Related Party Disclosure (AS 18)**  
(As certified by the directors of the company)


**Payment to such parties**

SR NO	NAME	RELATION	NATURE OF PAYMENT	AMOUNT(Rs. In Lacs)
1	Sushil Kumar Poddar	Director	Director Remuneration	114.00
2	Saurabh Poddar	Director	Director Remuneration	75.00
3	Pooja Poddar	Spouse of Director	Salary	12.00
4	Sellowrap EPP Private Limited India	Associate	Purchase -GGN	6.93
5	Sellowrap EPP Private Limited India	Associate	Sales- GGN	54.11
6	Sellowrap EPP Private Limited India	Associate	Purchase- Chennai	3.35

15. **Earning Per Share**

Basic earning per share is calculated by dividing the net profit for the period attributable to equity shareholders by the weighted average number of equity share outstanding during the year.

Net Profit/(loss) before (Provision for Taxation) / No. of Equity Shares  
=(0.50)



13. **Accounting for taxation on Income**


- a) Provision for deferred tax liabilities is made considering timing difference and applying provision. Provision for current tax is made after taking into consideration benefits admissible under the provisions of the Income Tax Act, 1961. Deferred tax resulting from "Timing difference between taxable and accounting income is accounted for using the tax and laws that are enacted or substantively enacted as on the balance sheet date. Deferred tax asset is recognized and carried forward only to the extent that there is a virtual certainty that the asset will be realized in future.
- b) In opinion of the management there is no significant deferred tax liabilities or deferred tax benefit and therefore no provision for the same is made.

13. **Accounting for taxation on Income**

Additional Regulatory Information pursuant to clause 6L of General Instructions for preparation of Balance sheet as given in part I of Division I of Schedule III to the Companies Act, 2013, are given hereunder to the extent relevant and other than those given elsewhere in any other notes to the Financial Statements.

**Ratio :**

Sr. No.	Ratio	Current Year	Previous Year	% Change compared to Previous year	Explanation for >25% Change
1	Current Ratio	0.95	0.97	-2.50	
2	Debt-Equity Ratio	2.47	1.68	46.97	Ratio has improved due to Increase in Buyers credit loan
3	Debt Service Coverage Ratio	0.28	0.41	-33.36	
4	Return on Equity (ROE)	-0.11	1.25	-108.83	
5	Inventory Turnover Ratio	4.22	4.31	-2.24	
6	Trade Receivable Turnover Ratio	6.48	10.48	-38.18	
7	Trade Payable Turnover Ratio	5.82	8.14	-28.50	
8	Net Capital Turnover Ratio	-43.34	-81.62	-88.33	
9	Net Profit Ratio	-0.001	0.02	-106.66	
10	Return on Capital employed (ROCE)	0.07	0.06	24.38	
11	Return on Investment				Not Applicable




\$ 8 lu


Signatures to Notes – “1” to “26” as per

Our separate report of even date attached.

For **V B Jain & Co**

Chartered Accountants  
FRN: 146007W

  
V. B. Jain  
(Proprietor)

  
Shaba Acchemiya Shaikh  
Company Secretary

M. No. 34533

M.No.A60110

PLACE:-MUMBAI


DATE:- 18.11.2022

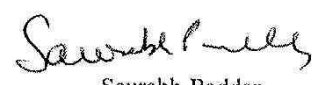
UDIN: 22034533BDMUTB9763



For and on behalf of Board of Directors

SELLOWRAP INDUSTRIES PRIVATE LIMITED

  
Sushil Kumar Poddar  
Director

  
Saurabh Poddar  
Director

DIN: 00149285

DIN: 00032858

**Form AOC-I**

(Pursuant to first proviso to sub-section (3) of section 129 read with rule 5 of Companies (Accounts) Rules, 2014)


**Statement containing salient features of the financial statement of subsidiaries/ associate companies/ joint ventures****Part "A": Subsidiaries**

(Information in respect of each subsidiary to be presented with amounts in Rs.)

Sl. No.	Name of the subsidiary	Not Applicable
1	Reporting period for the subsidiary concerned, if different from the holding company's reporting period	Not Applicable
2	Reporting currency and Exchange rate as on the last date of the relevant Financial year in the case of foreign subsidiaries.	Not Applicable
3	Share capital	Not Applicable
4	Reserves & surplus	Not Applicable
5	Total assets	Not Applicable
6	Total Liabilities	Not Applicable
7	Investments	Not Applicable
8	Turnover	Not Applicable
9	Profit before taxation	Not Applicable
10	Provision for taxation	Not Applicable
11	Profit after taxation	Not Applicable
12	Proposed Dividend	Not Applicable
13	% of shareholding	Not Applicable

**Notes:** The following information shall be furnished at the end of the statement:

- Names of subsidiaries which are yet to commence operations: **Not Applicable**
- Names of subsidiaries which have been liquidated or sold during the year.: **Not Applicable**



**Part "B": Associates and Joint Ventures**  
**Statement pursuant to Section 129 (3) of the Companies Act, 2013 related to Associate Companies and Joint Ventures**

(Rs. In Lacs)

<b>Name of Associates/Joint Ventures</b>	<b>SELLOWRAP EPP INDIA PVT LTD</b>
<b>1. Latest audited Balance Sheet Date</b>	
<b>2. Shares of Associate/Joint Ventures held by the company on the year end</b>	
No.	700286
Amount of Investment in Associates/Joint Venture	Rs.685.50/-
Extend of Holding %	26%
<b>3. Description of how there is significant influence</b>	There is no significant influence as both companies have different composition of board of directors and separate management team which operate independently & there is not significant business transactions and financial control or lending between these two companies.
<b>4. Reason why the associate/joint venture is not consolidated</b>	Associates concern balance sheet is not consolidated as there is no significant financial influence, very little business transactions, not financial influence, no profit sharing and no management influence.
<b>5. Net worth attributable to Shareholding as per latest audited Balance Sheet</b>	A) Paid up share capital Rs.2693.40/- B) Reserves & Surplus Rs.1359.11/- C) Total Rs.4052.52/- D) Less – Revaluation Reserve Rs.380.00/- E) Net Worth ( C – D ) Rs.3672.52/- F) Net worth attributable to Sellowrap Industries Pvt Ltd (26%) Rs.954.86/-
<b>Net worth attributable to Shareholding: (Total Net worth X No. of share held by SIPL) Total No. of Shares</b>	
<b>6. Loss for the year</b>	
i. Considered in Consolidation	(RS. 83.20/-)
ii. Not Considered in Consolidation – <b>Profit before Provision of Income tax</b>	(RS. 236.79/-)
<b>iii. Total</b>	(Rs. 319.99/-)

1. Names of associates or joint ventures which are yet to commence operations: NIL

2. Names of associates or joint ventures which have been liquidated or sold during the year. NIL



*[Handwritten signature]*

Note: This Form is to be certified in the same manner in which the Balance Sheet is to be certified. ; As per information submitted to us by the management of Sellowrap Industries Pvt. Ltd.

For V B JAIN & CO.  
Chartered Accountants  
FRN: 146007W

FOR AND ON BEHALF OF THE BOARD




V. B. Jain  
Proprietor

M.No.34533

Place: Mumbai

Date: 18.11.2022

UDIN- 22034533BDMUTB9763



Sushil Kumar Poddar  
Director



Saurabh Poddar  
Director

(Formerly Known As Sellowrap Manufacturing Pvt. Ltd.)

CIN: U25202MH2004PTC145548

CONSOLIDATED CASH FLOW STATEMENT FOR THE YEAR ENDING 31.03.2022			(Rs. In Lacs)
PARTICULARS	For the year ended 31st March, 2022	For the year ended 31st March, 2021	
<b>Cash flows from operating activities</b>			
Profit before taxation of holding company	35.56	174.25	
Proportionate profit of Asscoate co. Sellowrap Epp India Pvt Ltd	(83.20)	(34.28)	
<b>Total Consolidated profit before Taxation</b>	<b>(47.63)</b>	<b>139.96</b>	
<b>Adjustments for:</b>			
Depreciation	383.81	355.27	
Working capital changes:	-	-	
(Increase) / Decrease in trade and other receivables	(160.42)	(59.93)	
(Increase) / Decrease in other current assets	(105.44)	(153.39)	
(Increase) / Decrease in inventories	(551.75)	(114.34)	
Increase / (Decrease) in trade payables	155.01	304.12	
Increase / (Decrease) in other current liabilities	97.35	422.96	
<b>Cash generated from operations</b>	<b>(229.07)</b>	<b>894.65</b>	
Income taxes paid	(54.06)	(58.11)	
<b>Net cash from operating activities</b>	<b>(283.13)</b>	<b>836.55</b>	
<b>Cash flows from investing activities</b>			
Increase in carrying cost of share in associate concern	83.20	34.28	
Purchase of property, land, plant and equipment	(895.62)	(455.08)	
Investment in FD	125.80	(161.00)	
Investment in Shares	-	(150.00)	
Sales of GIDC land	182.31	-	
Proceeds from sale of Assets	2.59	2.00	
<b>Net cash used in investing activities</b>	<b>(501.73)</b>	<b>(729.80)</b>	
<b>Cash flows from financing activities</b>			
Proceeds from other non current assets	(18.68)	4.88	
Increase in long term liabilities	(1.00)	5.65	
payment of short term borrowings	617.73	(170.58)	
Payment of long-term loans (Laibility)	131.57	48.09	
<b>Net cash used in financing activities</b>	<b>729.62</b>	<b>(111.95)</b>	
<b>Net increase in cash and cash equivalents</b>	<b>(55.24)</b>	<b>(5.20)</b>	
<b>Cash and cash equivalents at beginning of period</b>	<b>72.86</b>	<b>78.05</b>	
<b>Cash and cash equivalents at end of period</b>	<b>17.62</b>	<b>72.86</b>	

AS PER OUR SEPARATE REPORT OF EVEN DATE ATTACHED

FOR V B JAIN &amp; CO

FRN-146007W

CHARTERED ACCOUNTANTS

FOR SELLOWRAP INDUSTRIES PRIVATE LIMITED

(V. B. JAIN)

PROPRIETOR

M. No. :034533

Shaba Achhemiya Shaikh

Company Secretary

M.No.A60110

Sushil Kumar Poddar

Director

DIN: 0149285

Saurabh Poddar

Director

DIN: 00032858

PLACE : MUMBAI

DATE : 18.11.2022

